

Targus®

PORTABLE LAPTOP STAND + INTEGRATED DOCK

User Guide

410-4250-001A / AWU100005GL



Product Name : Portable Laptop Stand + Integrated Dock
产品名称(產品名稱): 电脑支架带USB-C功能转换器 (PD供电)
Model (型号/型號) : AWU1000 SKU# : AWU100005GL

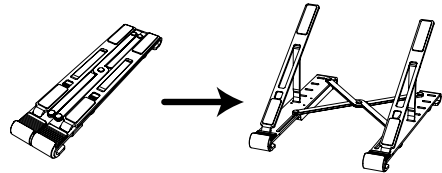
PORTABLE LAPTOP STAND + INTEGRATED DOCK

GB - Introduction

Thank you for your purchase of the Targus Portable Laptop Stand + Integrated Dock.

Contents

- Portable Laptop Stand + Integrated Dock
- User Guide



System Requirements

Hardware

- USB-C host (Thunderbolt 3 host compatible)

Operating System

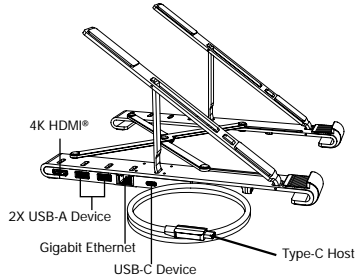
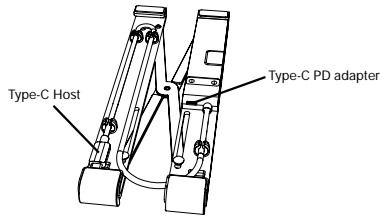
- Microsoft Windows® 10
- macOS® 10.14+
- Chrome OS

Connecting the Dock to your Laptop

This portable dock is a plug and play device. It will automatically operate when the USB-C connector is attached to a laptop equipped with a USB-C port.

PORTABLE LAPTOP STAND + INTEGRATED DOCK

Features Description



Features

- USB 3.2 Gen 1 SuperSpeed 5Gbps Upstream Facing Host Plug Connector
 - Supports USB-C Power Delivery up to 100W Upstream*
 - Supports Power Delivery 3.0 • Fast Role Swap
- Two USB 3.2 Gen 1 SuperSpeed 5Gbps Downstream Facing Type-C Device Receptacles
 - One of Type-C Supports USB-C Power Delivery Pass Through* only
 - One of Type-C support SuperSpeed 5Gbps data transmission only
- Two USB 3.2 Gen 1 SuperSpeed 5Gbps Downstream Facing Type-A Device Receptacles
 - Two Type-A port share 1.5A charging current

PORTABLE LAPTOP STAND + INTEGRATED DOCK

- One Gigabit Ethernet Port
 - Supports 10/100/1000Mbps
- One HDMI Port
 - Supports HDMI resolution up to 4K@30Hz
 - Supports USB-C DP Alt. Mode†

- *USB-C PD power adapter is not included
- Requires compatible PD3.0 laptops
- Certain HP USB-C Laptops with 12V PD charging profile may not be supported.
- † Requires compatible USB-C DP Alt Mode laptop

Troubleshooting

Device Not Working

- Make sure that the device is fully inserted into the correct port on the portable dock.
- Plug the device into a different port on the USB dock. If it still doesn't work, test the device by connecting it directly to your computer.
- Make sure that the device appears in Device Manager.
- Disconnect all devices from the dock and reconnect them, one at a time. Check that each device works before plugging in the next one.
- Each laptop USB Type-C port is equipped with over-current protection. When a USB device draws more current than the USB Type-C port can supply, the port will shut down.

To re-enable the port, unplug the device and go to Device Manager or to the message in the system tray and choose the Reset option. You can then plug the device back into the USB port. If a shut down reoccurs, check the power requirements of the device.

Verifying Devices are Installed

You can view the devices installed on the portable dock from the Device Manager window in System Properties.

Press **Win** + **X** to open the menu, and choose Device Manager on it.



PORTABLE LAPTOP STAND + INTEGRATED DOCK

Targus**Supplier's Declaration of Conformity**

Per FCC Part 2 Section 2.1077(a)



Manufacturer/ Responsible Party : Targus International LLC
 Address : 1211 North Miller Street, Anaheim, CA 92806 USA
 Tel: 1-714-765-5555
 Fax: 1-714-765-5599
 Internet: www.targus.com

Hereby declares that the Product

Trade name: Targus

Product name: Portable Foldable Laptop Stand w HDMI / RJ45 Hub
Model number: AWU1000

Conforms to the following specifications

FCC CFR Title 47 Part 15 Subpart B and ANSI C63.4-2014 standard limits
 The test data & results are referred to the test report Number: (N7521000087386)

Supplementary Information:

This device complies with part 15 of the FCC Rules. Operation is subject to the following two conditions: (1) This device may not cause harmful interference, and (2) this device must accept any interference received, including interference that may cause undesired operation.

Director, Targus International LLC / CF Ngh
 Function Title / Name
 10/13/2021 /
 Date / Signed for and on behalf of Targus

PORTABLE LAPTOP STAND + INTEGRATED DOCK

Targus**Declaration of Conformity**

Manufacturer: Targus International LLC
 Address : 1211 North Miller Street, Anaheim, CA 92806 USA
 Importer: Targus Europe Ltd
 Address: Sixties Floor One London Road, Staines, TW18 4EX, UK
 Tel: 1-714-765-5555
 Fax: 1-714-765-5599
 Internet: www.targus.com
 Tel: +44 (0)20 8831 2000

We herewith confirm the following designated product Portable Foldable Laptop Stand w HDMI / RJ45 Hub, Model No. AWU1000, Brand name "TARGUS", complies with below UK legislation and relevant standards:

For the evaluation regarding the below legislation, the following standards were applied:

Electromagnetic Compatibility Regulations 2016

EN 55032:2015+A11:2020

EN 55035:2017+A11:2020

The Restriction of the Use of Certain Hazardous Substances in Electrical and Electronic Equipment Regulations 2012

EN IEC 63000:2018

This declaration of conformity is issued under the sole responsibility of the manufacturer.

Director, Targus - Global Sourcing Group / CF Ngh
 Function Title / Name

10/13/2021 / Hong Kong /
 Date / Place of Issue / Signed for and on behalf of Targus



PORTABLE LAPTOP STAND + INTEGRATED DOCK

Targus		CE
Declaration of Conformity		
Manufacturer:	Targus International LLC	Tel: 1-714-765-5555
Address :	1211 North Miller Street, Anaheim, CA 92806 USA	Fax: 1-714-765-5599
Importer:	Targus Europe Ltd	Internet: www.targus.com
Address:	Targus EMEA Account Management Van Hilstraat 19, 5145 RK Waalwijk, Netherlands	Tel: +44 (0)20 8831 2000
<p>We herewith confirm the following designated product <u>Durable Foldable Laptop Stand w/ HDMI / RJ45 Hub</u>, Model No. <u>AWU1000</u>, Brand name "TARGUS", complies with EMC directive 2014/30/EU, EU RoHS Directive 2011/65/EU and its amendment Directive (EU) 2015/863.</p> <p>For the evaluation regarding the above Directives, the following standards were applied:</p> <p>EMC directive 2014/30/EU EN 55032:2015+A11:2020 EN 55035:2017+A11:2020</p> <p>RoHS Directive: 2011/65/EU and its amendment Directive (EU) 2015/863 EN IEC 63000:2018</p> <p>Year to begin CE marking: 2021</p>		
Director, Targus - Global Sourcing Group	CF Ngoh	
Function Title	Name	
10/13/2021 / Hong Kong		
Date	/ Place of Issue	Signed for and on behalf of Targus

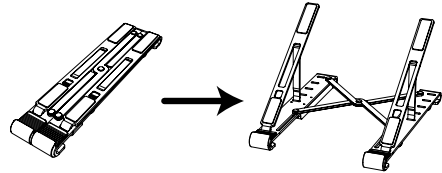
SUPPORT PORTABLE POUR ORDINATEUR PORTABLE
+ STATION D'ACCUEIL INTÉGRÉE

FR - Introduction

Nous vous remercions d'avoir acheté le support pour ordinateur portable Targus + station d'accueil intégrée.

Contenu

- Support pour ordinateur portable + station d'accueil intégrée
- Guide d'utilisation



Configuration requise du système

Matériel

- Hôte USB-C (compatible hôte Thunderbolt 3)

Système d'exploitation

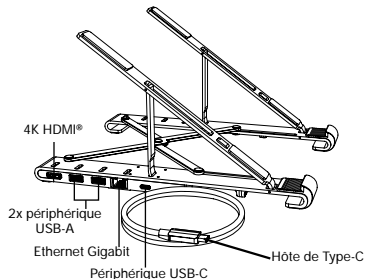
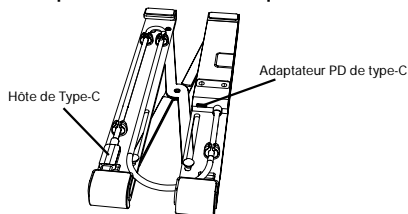
- Microsoft Windows® 10
- macOS® 10.14+
- Chrome OS

Connexion de la station d'accueil à votre ordinateur portable

Cette station d'accueil portable est un dispositif prêt à l'emploi (plug and play). Elle fonctionnera automatiquement lorsque le connecteur USB-C est connecté à un ordinateur portable équipé d'un port USB-C.

SUPPORT PORTABLE POUR ORDINATEUR PORTABLE + STATION D'ACCUEIL INTÉGRÉE

Description des caractéristiques



Caractéristiques

- Connecteur hôte USB 3.2 Gen 1 SuperSpeed 5 Gbit/s en amont
 - Prend en charge l'alimentation USB-C jusqu'à 100 W en amont*
 - Prend en charge l'échange rapide de rôles Power Delivery 3.0
- Deux prises USB 3.2 Gen 1 SuperSpeed 5 Gbit/s en aval pour les périphériques Type-C
 - L'une des prises de type-C prend uniquement en charge l'acheminement de l'alimentation USB-C*
 - L'une des prises de type-C prend en charge la transmission de données SuperSpeed Gbit/s uniquement
- Deux prises de périphérique USB 3.2 Gen 1 SuperSpeed 5 Gbit/s en aval de type A
 - Deux ports de type A partagent un courant de charge de 1,5 A

SUPPORT PORTABLE POUR ORDINATEUR PORTABLE + STATION D'ACCUEIL INTÉGRÉE

- Un port Ethernet Gigabit
 - Compatible avec 10 / 100 / 1000 Mbps
- Un port HDMI
 - Prend en charge la résolution HDMI de jusqu'à 4K@30Hz
 - Prend en charge le mode USB-C DP Alt. Mode†

*L'adaptateur secteur USB-C PD n'est pas inclus
 • Nécessite des ordinateurs portables compatibles PD3.0
 † Certains ordinateurs portables HP USB-C avec profil de charge 12 V PD peuvent ne pas être pris en charge.
 † Nécessite un ordinateur portable USB-C DP Alt Mode compatible.

Guide de dépannage

L'appareil ne fonctionne pas

- Assurez-vous que l'appareil est entièrement inséré dans le bon port de la station d'accueil portable.
- Branchez l'appareil sur un autre port de la station d'accueil USB. Si cela ne fonctionne toujours pas, testez le périphérique en le connectant directement à votre ordinateur.
- Assurez-vous que le périphérique apparaît dans le Gestionnaire de périphériques.
- Déconnectez tous les appareils de la station d'accueil et reconnectez-les, un par un. Vérifiez que chaque appareil fonctionne avant de brancher le suivant.
- Chaque port USB-C d'ordinateur portable est équipé d'une protection contre les surintensités. Lorsqu'un périphérique USB consomme plus de courant que le port USB de Type-C ne peut en fournir, le port se désactive.

Pour réactiver le port, débranchez le périphérique, accédez au Gestionnaire de périphériques ou au message dans la barre de statut du système, puis choisissez l'option Réinitialiser. Vous pouvez ensuite reconnecter le périphérique au port USB. Si un arrêt se reproduit, vérifiez les exigences d'alimentation de l'appareil.

Vérification des périphériques installés

Vous pouvez accéder aux périphériques installés sur la station d'accueil portable à partir de la fenêtre du Gestionnaire de périphériques dans les Propriétés du système.

Appuyez sur **Windows** + X pour ouvrir le menu et choisissez Gestionnaire de périphériques dans celui-ci.

SUPPORT PORTABLE POUR ORDINATEUR PORTABLE + STATION D'ACCUEIL INTÉGRÉE

Targus

Déclaration de conformité du fournisseur

FC

Fabricant: Targus International LLC Tél: 1-714-765-6555
 Partie responsable: 1211 North Miller Street, Anaheim, CA 92806, USA Téléc: 1-714-765-6599
 Adresse: 1211 North Miller Street, Anaheim, CA 92806, USA Internet: www.targus.com

Déclare, par les présentes, que le produit

Dénomination commerciale: **Targus**

Nom du produit: **Portátil de Escritorio Laptop Stand + HDMI + RJ45 Hub**

Numéro de modèle: A3111700

Conforme aux spécifications suivantes

FCC CFR titre 47, section 15, sous-section B et les limites standard ANSI C83A-2014

Pour obtenir les données et les résultats de test, consultez le rapport de test numéro www.targus.com

Renseignements Supplémentaires:

Cet appareil est conforme à la partie 15 des règlements de la FCC. Le fonctionnement est assujéti aux deux conditions suivantes: (1) Cet appareil ne doit pas causer d'interférences nuisibles, et (2) cet appareil doit accepter toute interférence reçue, y compris les interférences provoquées par un fonctionnement indésirable.

Signature: Guillaume de Conforma ET Signé
 Targus International LLC
 Titre de la fonction: None
 11/01/2021
 Date: Signature pour et au nom de Targus

FRENCH

Targus

Déclaration de conformité

CE

Fabricant: Targus International LLC Tél: 1-714-765-6555
 Adresse: 1211 North Miller Street, Anaheim, CA 92806, USA Téléc: 1-714-765-6599
 Importateur: Targus Europe Ltd Tél: +44 (0)20 8831 2000
 Adresse: Targus EMEA - Access Management, Via Bolognese 16, 34142 BKG, Bolzano, Netherlands

Nous certifions par les présentes que le produit décrit (après www.targus.com) est conforme à www.targus.com (numéro de référence www.targus.com). Nous reconnaissons l'existence de www.targus.com en ce qui concerne la www.targus.com (numéro de référence www.targus.com).

Pour l'information relative aux Directives européennes, les standards nationaux ou les applications: EN 55032:2015:EN 55032:2015+A1:2020
 EN 55035:2015+A1:2020
 EN 55035:2015+A1:2020

Révisé Document: 201183131 and its associated Directive (EU) 2015/863
 EN 60950-1:2012

Article de référence de matériel: C01

Signature: Targus Global Service Group ET Signé
 Titre de la fonction: None
 03/13/2021 Hong Kong
 Date: 7 Liu Signature pour et au nom de Targus

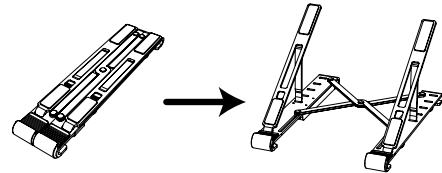
SOPORTE PARA LAPTOP PORTÁTIL + PUERTO INTEGRADO

ES - Introducción

Gracias por su compra del soporte portátil Targus para laptop + Puerto integrado.

Contenido

- Soporte portátil para laptop + Puerto integrado
- Guía del usuario



Requisitos del sistema

Hardware

- Host USB C (compatible con el host Thunderbolt 3)

Sistema operativo

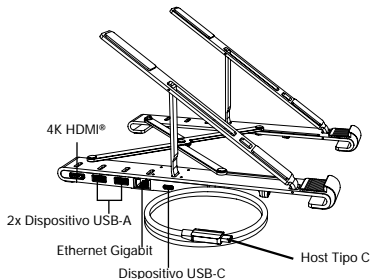
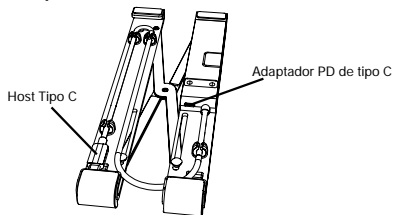
- Microsoft Windows® 10
- macOS® 10.14+
- Chrome OS

Conexión del dock a su laptop

Este dock portátil es un dispositivo "plug and play". Funcionará automáticamente cuando el conector USB C se conecte a una laptop equipada con un puerto USB C.

SOPORTE PARA LAPTOP PORTÁTIL + PUERTO INTEGRADO

Descripción de funciones



Características

- Conector USB 3.2 Gen 1 SuperSpeed 5Gbps con enchufe de host orientado en subida.
 - Admite USB C Power Delivery de hasta 100 W de subida*.
 - Admite Power Delivery 3.0 Fast Role Swap
- Dos receptáculos de dispositivos USB 3.2 Gen 1 SuperSpeed 5Gbps orientados hacia abajo Tipo C.
 - Uno de Tipo C soporta USB C Power Delivery de paso* solamente.
 - Uno de Tipo C soporta sólo la transmisión de datos SuperSpeed 5Gbps.
- Dos receptores de dispositivos USB 3.2 Gen 1 SuperSpeed 5Gbps orientados hacia abajo Tipo A.
 - Dos puertos tipo A comparten una corriente de carga de 1,5 A.

SOPORTE PARA LAPTOP PORTÁTIL + PUERTO INTEGRADO

- Un puerto Ethernet Gigabit
 - Compatible con 10/100/1000Mbps
- Un puerto HDMI
 - Admite una resolución HDMI de hasta 4K@30Hz
 - Compatible con USB-C DP Alt. Modot

*El adaptador de corriente USB C PD no está incluido.

• Requiere laptops PD3.0 compatibles

*Es posible que algunos portátiles HP USB C con perfil de carga PD de 12V no sean compatibles.

†Requiere una laptop compatible con USB-C DP en modo Alt.

Resolución de problemas

El dispositivo no funciona

- Compruebe que el dispositivo esté completamente insertado en el puerto correcto del dock portátil.
- Enchufe el dispositivo a un puerto diferente del dock USB. Si sigue sin funcionar, pruebe el dispositivo conectándolo directamente a su computadora.
- Compruebe que el dispositivo aparezca en el Administrador de dispositivos.
- Desconecte todos los dispositivos del dock y vuelva a conectarlos, uno cada vez. Compruebe que cada uno de los dispositivos funcione antes de conectar el siguiente.
- Cada puerto USB Tipo-C para laptop está equipado con una protección contra subidas de corriente. Cuando un dispositivo USB toma más corriente de la que puede suministrar el puerto USB Tipo-C, el puerto se apagará.

Para reactivar el puerto, desconecte el dispositivo y entre en el Administrador de dispositivos o en el mensaje de la bandeja del sistema y seleccione la opción de Reinicio. Puede entonces conectar el dispositivo al puerto USB. Si se vuelve a apagar, compruebe los requerimientos de alimentación del dispositivo.

Verificación de que los dispositivos están instalados

Puede ver los dispositivos instalados en el dock portátil desde la ventana del Administrador de Dispositivos en las Propiedades del Sistema.

Presione + X para abrir el menú, y elija el Administrador de dispositivos en él.

SOPORTE PARA LAPTOP PORTÁTIL
+ PUERTO INTEGRADO

PORTABLE LAPTOP STAND + INTEGRATED DOCK

SPANISH

Targus



Declaración de conformidad con la normativa vigente

Fabricante:	Targus International LLC	Tel:	1-714-765-5555
Dirección:	1211 North Miller Street, Anaheim, CA 92806 EE. UU.	Fax:	1-714-765-5599
Importador:	Targus Europe Ltd	Internet:	www.targus.com
Dirección:	Targus EMEA Account Management Van Hilbstraat 19, 5145 RK Waalwijk, Netherlands	Tel:	+44 (0)20 8831 2000

Por medio de la presente confirmamos que el producto denominado Portable Foldable Laptop Stand, HT231-RJ45-11in, con referencias nº AWU1000, de la marca "TARGUS", cumple con las normativas EMC directive 2014/53/EU, EU ROHS Directive 2011/65/EU and its amendment Directive (EU) 2015/863.

A fin de evaluar el cumplimiento de las normativas anteriores se aplicaron los estándares siguientes:

EMC directive 2014/53/EU
EN 55032:2015+A11:2020
EN 55035:2017+A11:2020

RoHS Directive: 2011/65/EU and its amendment Directive (EU) 2015/863
EN IEC 63000:2018

Año a partir del que se usa la marca CE: 2021

<u>Director, Targus - Distribuidora mundial</u>	<u>CE Ngoh</u>
Cargo	Nombre

<u>10/13/2021</u>	<u>/ Hong Kong</u>	
Fecha	Lugar de emisión	Firmado por y en nombre de Targus

Regulatory Compliance

This device complies with Part 15 of the FCC Rules. Operation is subject to the following two conditions: (1) This device may not cause harmful interference, and (2) This device must accept any interference received, including interference that may cause undesired operation.

FCC Statement Tested to Comply

This device complies with Part 15 of the FCC Rules. Operation is subject to the following two conditions: This device may not cause harmful interference, and

This device must accept any interference received, including interference that may cause undesired operation.

Warning: Changes or modifications not expressly approved by the party responsible for compliance could void the user's authority to operate the equipment.

NOTE: This equipment has been tested and found to comply with the limits for a Class B digital device, pursuant to Part 15 of the FCC Rules. These limits are designed to provide reasonable protection against harmful interference in a residential installation.

This equipment generates, uses, and can radiate radio frequency energy and, if not installed and used in accordance with the instructions, may cause harmful interference to radio communications. However, there is no guarantee that interference will not occur in a particular installation. If this equipment does cause harmful interference to radio or television reception, which can be determined by turning the equipment off and on, the user is encouraged to try to correct the interference by one or more of the following measures:

- Reorient or relocate the receiving antenna.
- Increase the separation between the equipment and receiver.
- Connect the equipment into an outlet on a circuit different from that to which the receiver is connected.
- Consult the dealer or an experienced radio/TV technician for help.



PORTABLE LAPTOP STAND + INTEGRATED DOCK

Declaration of Conformity

Hereby, Targus declares that this device is in compliance with the essential requirements and other relevant provisions of Directive 2011/65/EU.

Technical Support

For technical questions, please visit:

US	Internet: http://targus.com/us/support
Canada	Internet: http://www.targus.com/ca/support
EMEA	targus.com/uk/support +44 (0)20-7744-0330
Australia	Internet: http://www.targus.com/au/support Email: infoaust@targus.com Telephone: 1800-641-645
New Zealand	Telephone: 0800-633-222
Latin America	Email: soporte@targus.com

Product Registration

Targus recommends that you register your Targus accessory shortly after purchasing it.

Go to: http://targus.com/us/product_registration

You will need to provide your full name, email address, country of residence and product information.

EMEA Customers: 2 Year Limited Warranty

Other Regions: 1 Year Limited Warranty

We pride ourselves on the quality of our products. For complete warranty details and a list of our worldwide offices, please visit www.targus.com. Targus product warranty does not cover any device or product that is not manufactured by Targus (including, but not limited to, laptops, smartphones, devices, or any other product that may be used in connection with the Targus product). Australian customers: For complete warranty details see warranty statement enclosed.

Targus is a registered trademark of Targus International LLC in the U.S. and in certain other countries. Windows is a registered trademark or trademark of Microsoft Corporation in the United States and/or other countries. macOS is a trademark of Apple Inc., registered in the U.S. and other countries. Chrome OS is a trademark of Google LLC. USB Type-C and USB-C are registered trademarks of USB Implementers. Thunderbolt is a trademark of Intel Corporation or its subsidiaries. All logos and registered trademarks are the property of their respective owners. ©2021 Targus, 1211 North Miller Street, Anaheim, CA 92806 USA. All rights reserved.

PORTABLE LAPTOP STAND + INTEGRATED DOCK

Australian and New Zealand consumers only

Thank you for your purchase. Targus warrants to the original purchaser that its products are free from defects in materials and workmanship, during the specified warranty period, and lasts as long as the original purchaser owns the product. The warranty period is stated on the packaging or in the documentation provided with this Targus product. Targus' Limited Product Warranty excludes damage caused by accident, neglect, abuse, misuse, improper care, normal wear and tear, ownership transfer, or alteration. The limited warranty also excludes any product that is not manufactured by Targus (including, without limitation, laptops, smartphones, devices, tablets, or any other non-Targus item) that is used in connection with the Targus product.

In the event that the Targus product has a defect in materials or workmanship Targus will, after receiving a warranty claim and inspecting the product, at its discretion, do one of the following: repair, replace, or refund with the same or a similar product (or part) of no lesser quality and ship it to the original purchaser at Targus' expense. As part of this inspection, proof of purchase will be required. There is no charge for inspection. To make a warranty claim, please contact Targus Australia or New Zealand (see details below), or return the product to the place of purchase. The original purchaser must bear the cost of the delivery to Targus.

Under Australian and/or New Zealand Consumer Laws, in addition to any warranty Targus gives, our products come with guarantees that cannot be excluded. You are entitled to a replacement or refund for a major failure and compensation for any other reasonably foreseeable loss or damage. You are entitled to have the products repaired or replaced if they fail to be of acceptable quality and the failure does not amount to a major failure.

For any warranty question, contact Targus Australia Pty. Ltd. (i) by mail at Suite 2, Level 8, 5 Rider Boulevard, Rhodes NSW 2138, by phone AUS 1800 641 645 or NZ 0800 633 222 or by Email: infoaust@targus.com. For additional information, check out our website at targus.com/au/warranty.