

# Instruction Manual

Thank you for purchasing this product.  
Before using this product please read the instructions carefully.  
After reading the instruction manual, please keep it for reference.

## Caution



**Caution**

**Parents/Guardians:**

**Please read the following information carefully.**

- Keep this product away from small children or infants. Seek medical attention immediately if any small parts are swallowed.
- Long cord. Strangulation hazard.
- Do not use high volume settings for an extended period of time to avoid hearing loss.
- Make sure to not get your hair caught when adjusting the headband.
- Keep this product away from dusty or humid areas.
- Do not use this product if it has been damaged or modified.
- Do not get this product wet. This may cause an electric shock or malfunction.
- Do not place this product near heat sources or leave under direct sunlight for an extended period. Overheating may cause malfunction.
- Do not twist or bundle the cables.
- Do not apply strong impact or weight on the product.
- Do not pull roughly or bend the cable of the product.
- Do not disassemble, modify or attempt to repair this product.
- If product needs cleaning, use only a soft dry cloth. Do not use any chemical agents like benzene or thinner.
- Do not use this product for anything other than its intended purpose. We are not responsible for any accidents or damages in the event of use other than the intended purpose.



Turn down the volume before connecting to the Xbox Series X|S controller. Connecting at a high volume setting may cause a loud sound, which may damage your ears.

## Included



Headset



Flexible Arm Mic

## Platform

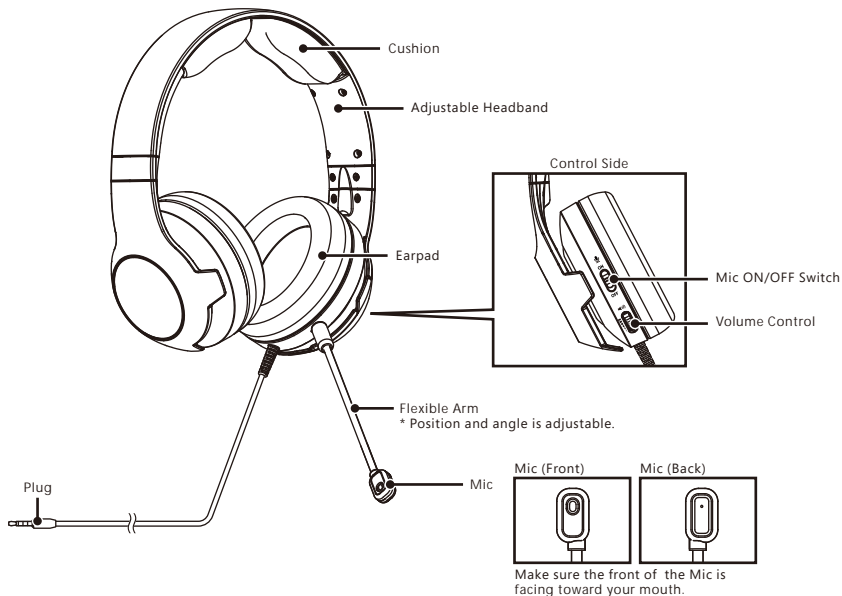
### Xbox Series X|S / Xbox One / Windows 10

#### Important

Before using this product with the Xbox Series X|S / Xbox One system, please read the included instructions carefully. Please check that your Xbox Series X|S / Xbox One is updated to the latest system firmware.

This product is designed for the Xbox Series X|S, but it can also be used with the Xbox One and Windows 10 by following the instructions in this manual.

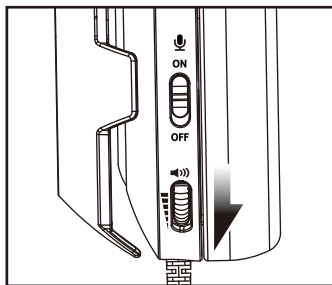
# Layout



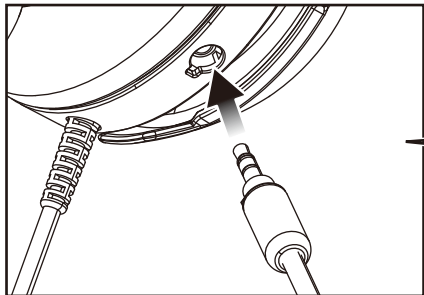
# How to Connect

Connect to Xbox Series X|S

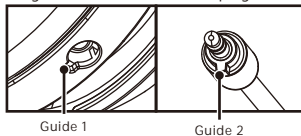
1. Decrease the volume complete using the volume dial on the back of the headset.



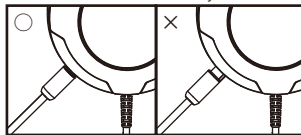
2. Connect the Flexible Arm Mic as shown in the image below.



\*Align Guide 1 and Guide 2 to plug in.



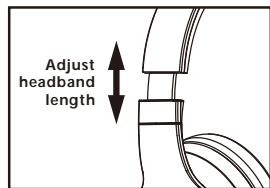
Check that the Mic is securely connected.



3. Connect the headset audio cable plug to the Xbox Series X|S Controller headset jack.

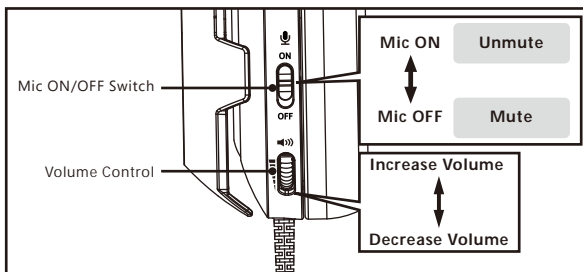


4. Adjust the length of the headband, microphone position, headset volume control dial, and/or TV volume.



## Audio Controls

Adjust the headset volume and mic muting using the onboard audio controls.



## ! Troubleshooting If an issue occurs, please check the following:

- If sound does not come out from the headset:
  - Check that the audio cable is securely connected.
  - Check that the volume dial on the back of the headset is set properly.
- If others cannot hear your voice and/or you cannot use voice chat:
  - Make sure that all plugs are securely connected.
  - Ensure that the front of the mic is facing your mouth.
  - Check that the Mic ON/OFF Switch on the headset is set to "ON".
  - Check that the Mic is securely connected.
- Please check in-game settings and/or other connected devices such as controllers with audio controls.

## Main Features

Unit	
External Dimensions	: 190×190×90mm
Input	: $\Phi$ 3.5mm 4-ring plug
Weight	: 250g
Cable Length	: 1.5m

Headset	
Electrical Impedance	: $32\Omega \pm 15\%$
Driver Aperture	: $\Phi$ 40mm
	: Neodymium Magnet
Maximum Input	: 40mW
Audio Frequency Band	: 20Hz ~ 20kHz
Sound Pressure	: 110dB $\pm$ 3dB

Mic	
Electrical Impedance	: $2.2k\Omega \pm 5\%$
Sensitivity	: -48dB $\pm$ 3dB
Frequency Band	: 100Hz ~ 16kHz

- This is not a wireless headset.
- The image on the package may differ from the actual product.
- The manufacturer reserves the right to change the product design or specifications without notice.
- Microsoft, Xbox, Xbox "Sphere" Design, Xbox Series X|S, Xbox One, Windows are trademarks of the Microsoft group of companies.
- HORI & HORI logo are registered trademarks of HORI.

## THE FCC WANTS YOU TO KNOW

This device complies with part 15 of the FCC Rules. Operation is subject to the following two conditions: (1) This device may not cause harmful interference, and (2) this device must accept any interference received, including interference that may cause undesired operation.

NOTE: This equipment has been tested and found to comply with the limits for a Class B digital device, pursuant to part 15 of the FCC Rules. These limits are designed to provide reasonable protection against harmful interference in a residential installation. This equipment generates, uses and can radiate radio frequency energy and, if not installed and used in accordance with the instructions, may cause harmful interference to radio communications. However, there is no guarantee that interference will not occur in a particular installation. If this equipment does cause harmful interference to radio or television reception, which can be determined by turning the equipment off and on, the user is encouraged to try to correct the interference by one or more of the following measures:

- Reorient or relocate the receiving antenna.
- Increase the separation between the equipment and receiver.
- Connect the equipment into an outlet on a circuit different from that to which the receiver is connected.
- Consult the dealer or an experienced radio/TV technician for help.

The normal function of the product may be disturbed by strong electro-magnetic interference. If so, simply reset the product to resume normal operation by following the instruction manual (How to connect). In case the function does not resume, please relocate to an area which does not have electro-magnetic interference to use the product.

The wires are not to be inserted into socket-outlets.  
The packaging must be retained since it contains important information.

## PRODUCT DISPOSAL INFORMATION

Where you see this symbol on any of our electrical products or packaging, it indicates that the relevant electrical product or battery should not be disposed of as general household waste in Europe. To ensure the correct waste treatment of the product and battery, please dispose of them in accordance with any applicable local laws or requirements for disposal of electrical equipment or batteries. In so doing, you will help to conserve natural resources and improve standards of environmental protection in treatment and disposal of electrical waste. Applicable to EU countries and Turkey only.



EU and Turkey only

US

### Warranty

HORI warrants to the original purchaser that the product purchased new in its original packaging shall be free of any defects in material and workmanship for a period of 90 days from the original date of purchase. If the warranty claim cannot be processed through the original retailer please contact HORI customer support directly at [infos@hori.jp](mailto:infos@hori.jp). Please visit <http://stores.horiusa.com/policies/> for warranty details.

EU

### Warranty

For all warranty claims made within the first 30 days after purchase, please check with the retailer where the original purchase was made for details. If the warranty claim cannot be processed through the original retailer or for any other inquiries pertaining to our products, please contact HORI customer support directly at [infoeu@hori.jp](mailto:infoeu@hori.jp).

- The image on the package may differ from the actual product.
- The manufacturer reserves the right to change the product design or specifications without notice.
- Microsoft, Xbox, Xbox "Sphere" Design, Xbox Series X|S, Xbox One, Windows are trademarks of the Microsoft group of companies.
- HORI & HORI logo are registered trademarks of HORI.



MADE IN CHINA

Ages 6+