
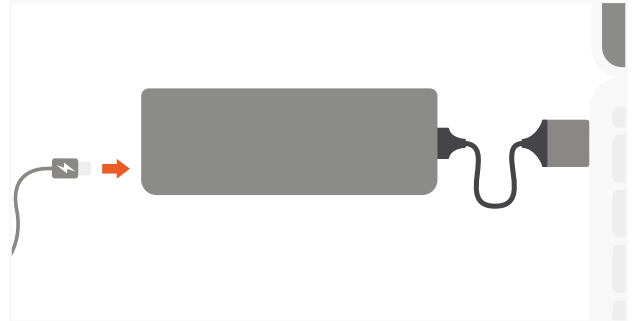


# DUAL MULTIMEDIA ADAPTER

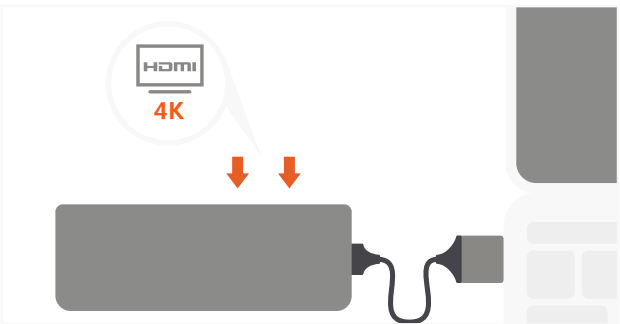
- 1** Plug the Dual Multimedia Adapter into the two USB-C ports on your laptop.  
LED indicator light will illuminate when connected




- 2** Connect your laptop's power adapter to the USB-C PD charging port.  
Max output: 60W



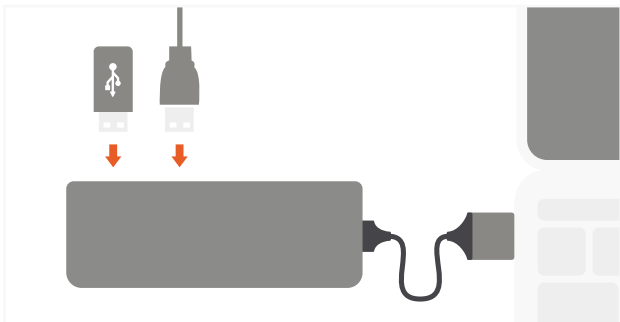
- 3** Use HDMI cables to connect up to two HDMI-enabled monitors.  
One port supports 4K 60Hz and the second 4K 30Hz  
Requires a direct HDMI to HDMI connection



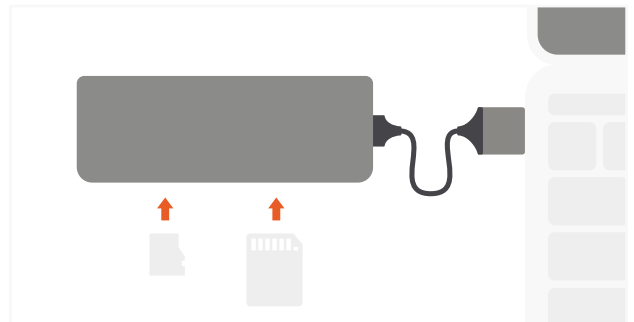
- 4** Plug in an Ethernet cable to the Ethernet port for wired network connection.  
Supports 10/100/1000Mbps



- 5** Connect USB peripherals to USB 3.0 ports.  
Does not charge iPad or support Apple SuperDrive



- 6** Insert Micro/SD cards into card reader slots.  
Data speeds up to 104 Mbps



- 7** We recommend safely ejecting devices and disconnecting the adapter from your laptop when not in use.

