



yeti NANO

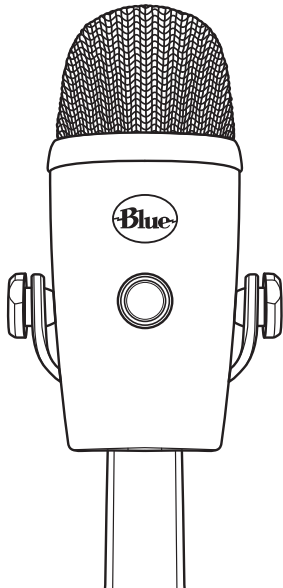
PREMIUM USB MIC FOR
RECORDING AND STREAMING

QUICK START GUIDE

INDEX:

EN:	Pages 1-7
FR:	Pages 8-15
ES:	Pages 16-23
IT:	Pages 24-32
DE:	Pages 33-39
CN:	Pages 40-47
JP:	Pages 48-55

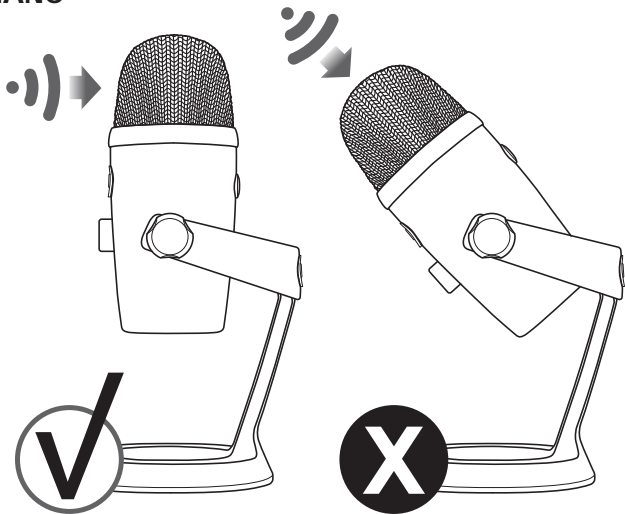
Congratulations on your purchase of Yeti Nano, a premium USB microphone designed for broadcast-quality podcasting, YouTube, game streaming, Skype/VoIP and voiceover work. Yeti Nano features Blue's legendary sound quality, and its compact design and premium finish look great on camera and on your desktop. Plug 'n play on PC/Mac, Yeti Nano gets you streaming instantly. With a no-latency headphone output, and controls for headphone volume, mic mute and pickup pattern, Yeti Nano brings 24-bit broadcast sound to your recordings and streams.



GETTING STARTED WITH YETI NANO

After unpacking your Yeti Nano, rotate the microphone 180 degrees so that the Blue logo and headphone volume control are facing you. Adjust the microphone to your desired angle, then tighten the set-screws on the left and right of the base. Connect Yeti Nano to your computer with the supplied USB cable—the headphone volume button will light up, indicating power has reached the mic.

Yeti Nano is a side-address microphone, which means you should speak, sing, and play into the front (not top) of the microphone while facing the Blue logo. Now you can start recording and streaming in stunning audio quality.



USING YETI NANO WITH PC (WINDOWS 7, 8.1, or 10)

1. Connect to your PC using the provided USB cable.
2. From the Start menu, select the Control Panel.
3. From the Control Panel, select the Sound icon.
4. Click the Recording tab and select Yeti Nano.
5. Click the Playback tab and select Yeti Nano.

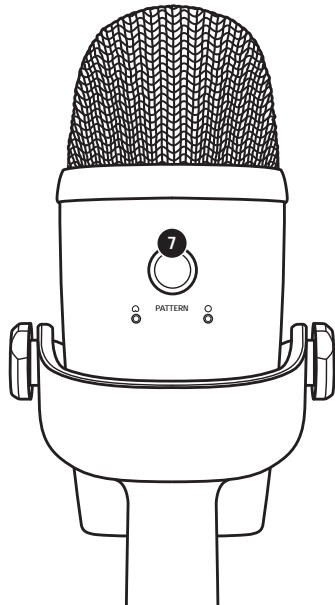
USING YETI NANO WITH MAC (macOS 10.10 or higher)

1. Connect to your Mac using the provided USB cable.
 2. Open System Preferences & select the Sound icon.
 3. Click the Input tab and select Yeti Nano.
 4. Click Output tab and select Yeti Nano.
 5. From this screen, set the Output volume to 100%.
-

SOFTWARE SETUP

Whatever your favorite software is—Audacity, GarageBand, iMovie, Ableton, Skype, you name it—Yeti Nano will produce amazing results. Simply plug the mic into your Mac or PC, select Yeti Nano as your recording input within your selected software, and start recording—no drivers required. It's that easy.

For game streamers, Yeti Nano is compatible with most popular live streaming software programs including Discord, Open Broadcaster Software (OBS), XSplit, Gameshow and more.



GETTING TO KNOW YOUR YETI NANO

- 1 DUAL CAPSULE ARRAY** Two condenser capsules enable great sound for recording and streaming.
- 2 HEADPHONE VOLUME CONTROL** Easily adjust Yeti Nano's headphone output by turning the volume knob.
- 3 MUTE BUTTON** Press the headphone volume button to mute/unmute. The LED will be red when muted and green when active.
- 4 HEADPHONE OUTPUT** Yeti Nano includes a standard 1/8" (3.5mm) headphone jack for monitoring and playback. Use Yeti Nano's headphone output to monitor your microphone recording in real time, without latency delays.
- 5 THREAD MOUNT** If you would like to mount your Yeti Nano to a standard microphone studio mount, remove Yeti Nano from the included desk stand, attach the included stand adapter, and thread in a standard threaded mount. For broadcast applications, we recommend Blue's Compass desktop boom arm. To isolate Yeti Nano from noise, movement and ambient vibration, add the Radius III shockmount.
- 6 USB CONNECTION** Yeti Nano connects to your computer with one simple USB cable.
- 7 PATTERN SELECTION** Toggle between Yeti Nano's two pattern settings (cardioid and omnidirectional) by pressing the pattern selector button on the back of the mic.

SWITCHABLE POLAR PATTERNS



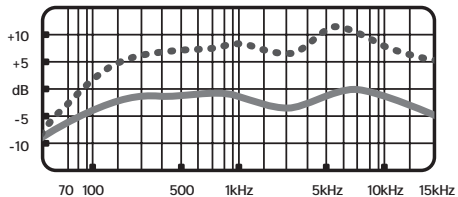
CARDIOID —

Perfect for podcasts, game streaming, vocal performances, voiceovers and instruments. Cardioid mode records sound sources that are directly in front of the microphone, delivering rich, full-bodied sound.



OMNIDIRECTIONAL

Picks up sound equally from all around the mic. It's best used in situations when you want to capture the ambience of "being there"—like recording a band's live performance, a multi-person podcast or a conference call.



FREQUENCY RESPONSE POLAR PATTERN

These charts are a starting point for the sound provided. How the microphone reacts in a particular application will differ depending on sound source, orientation and distance from sound source, room acoustics and other factors. For more tips on miking and recording techniques, check out bluedesigns.com

YETI NANO SPECIFICATIONS

• MICROPHONE

Power Required/Consumption: 5V 50.5mA (maximum)

Sample Rates: 32kHz, 44.1kHz, and 48kHz

Bit Rate: 16bit and 24bit

Capsules: 2 Blue-proprietary 14mm condenser capsules

Polar Patterns: Cardioid, Omnidirectional

Frequency Response: 20Hz - 20kHz

Sensitivity: -37dB (1kHz, 1Pa, 0dB=1Va/Pa)

Max SPL: 110dB

• HEADPHONE AMPLIFIER

Impedance: >13 ohms

Power Output (RMS): 58mWrms per channel
(R Load = 16 ohms)

THD: < 0.1%

Frequency Response: 20Hz – 20kHz

Signal to Noise: 100dB (A weighted)

• DIMENSIONS - MIC WITH STAND

L = 4.29" (10.9cm) **W** = 3.78" (9.6cm) **H** = 8.31" (21.1cm)

Weight = 1.39lbs (0.63kg)

SYSTEM REQUIREMENTS

WINDOWS

Windows 7, 8.1, 10
USB 1.1/2.0/3.0*

**Please see bluedesigns.com for more details*

MACINTOSH

macOS (10.10 or higher)
USB 1.1/2.0/3.0*

For best performance,
plug Yeti Nano directly into
your computer's USB port.
Avoid using a USB hub.

WARRANTY

Blue Microphones warrants its hardware product against defects in materials and workmanship for a period of TWO (2) YEARS from the date of original retail purchase, provided the purchase was made from an authorized Blue Microphones dealer. This warranty is void if the equipment is altered, misused, mishandled, disassembled, maladjusted, suffers excessive wear, or is serviced by any parties not authorized by Blue Microphones. The warranty does not include transportation costs incurred because of the need for service unless arranged for in advance. Blue Microphones reserves the right to make changes in design and improve upon its products without obligation to install these improvements in any of its products previously manufactured. For warranty service or for a copy of Blue's Warranty Policy including a complete list of exclusions and limitations, contact Blue at 818-879-5200. In keeping with our policy of continued product improvement, Baltic Latvian Universal Electronics (BLUE) reserves the right to alter specifications without prior notice.

www.bluedesigns.com



Designed in USA. Made in China.

PRODUCT REGISTRATION

Please take a moment and register Yeti with us. It'll only take a minute and we guarantee you'll sleep better at night. As our way of saying thanks we'll provide you with:

FREE PRODUCT SUPPORT
OFFERS FOR DISCOUNTS ON OUR WEBSTORE*
MORE COOL STUFF

PLEASE REGISTER AT: [BLUEDESIGNS.COM](https://www.blueaudio.com)

**Not available in all regions—check web site for details.*



[BLUEDESIGNS.COM](https://www.blueaudio.com)

©2018 Blue Microphones. All rights reserved. Blue Logo Oval are registered trademarks of Blue Microphones, LLC. Mac, Macintosh, GarageBand and iMovie are trademarks of Apple Inc., registered in the U.S. and other countries. Windows 7, Windows 8.1, Windows 10 and Skype are registered trademarks of Microsoft, Inc. YouTube is a trademark of Google LLC. Audacity is a trademark of Dominic Mazzoni. Ableton is a trademark of Ableton AG. Discord is a trademark of Discord, Inc. XSplit Broadcaster is a trademark of Splitmedialabs Limited. Gameshow is a trademark of Telestream, LLC.