


TYPE-C MULTI-PORT ADAPTER V2

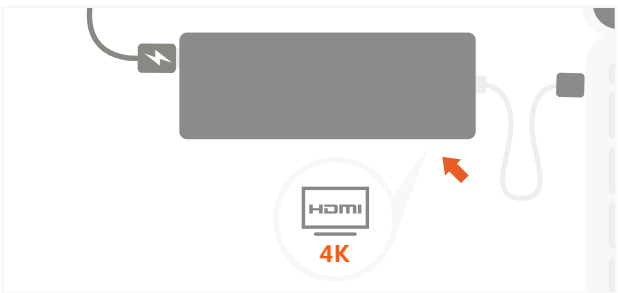
- 1** Connect the Type-C Multi-Port Adapter V2 to Type-C port of your Macbook. Compatible with 2016/2017 MacBook and 2016/2017 MacBook Pro.




- 2** Connect native Macbook charger to pass through port to charge your Macbook. Blue LED indicates that Adapter is powered.



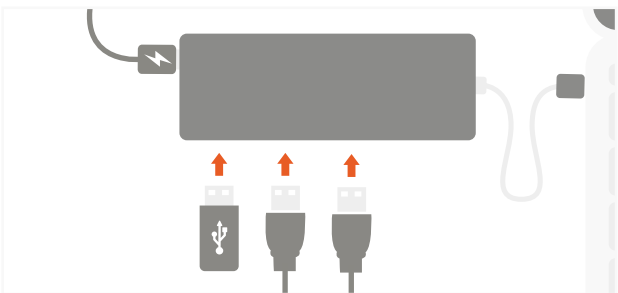
- 3** Connect external monitor to HDMI port of the Adapter with HDMI Cable. HDMI port requires a direct HDMI to HDMI connection. Not recommended with VGA/DVI monitors.



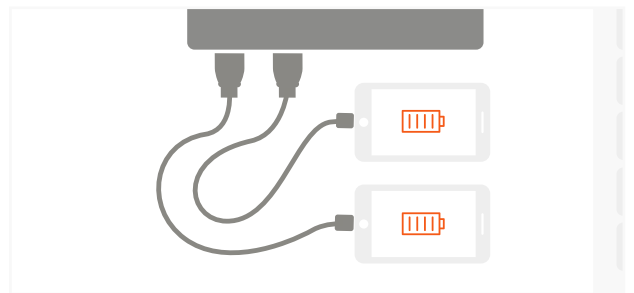
- 4** Connect Ethernet Cable to Ethernet Port.



- 5** Connect USB HDD/SSD/Thumb or any USB Device to USB Type-A ports. Not compatible with Apple SuperDrive.



- 6** Charge phones through USB ports of the Adapter using native charging cables.



- 7** Attach either Micro SD or SD Card to appropriate slot of the Adapter.

