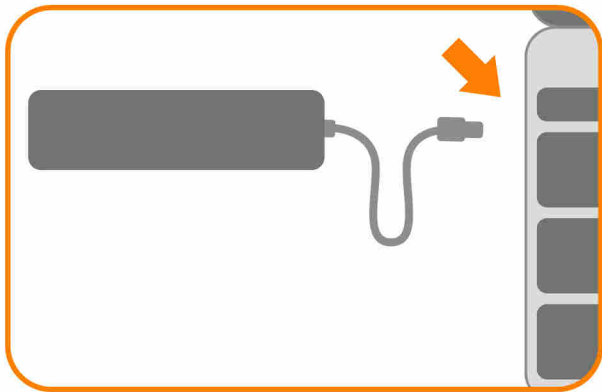


Instructional Guide

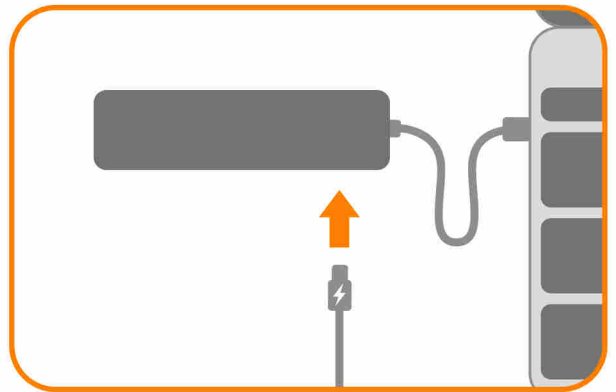
Slim Aluminum Type-C Multi-Port Adapter

1. Connect the Type-C Multi-Port Adapter to Type-C port of your Macbook.

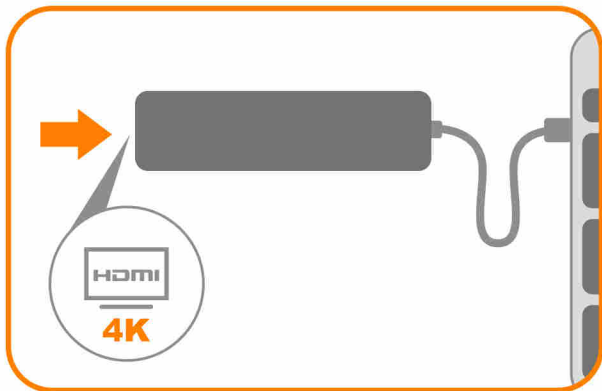


2. Connect native Macbook charger to pass through port to charge your Macbook.

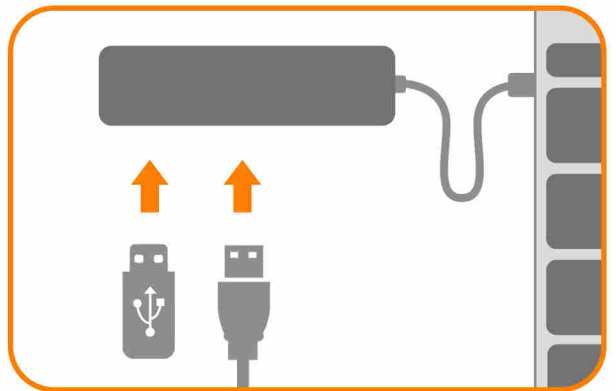
Blue LED indicates that Adapter is powered.



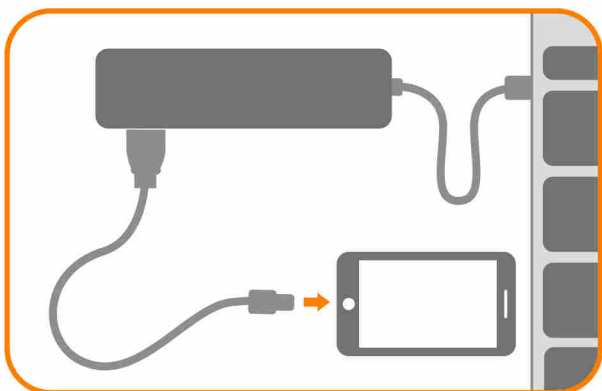
3. Connect external monitor to HDMI port of the Adapter with HDMI Cable.



4. Connect USB HDD/SSD/Thumb or any USB Device to USB Type-A ports.



5. Charge phones through USB ports of the Adapter using native charging cables.



6. All ports can be used simultaneously.

Output of each USB Type-A port is 5V / 1A

