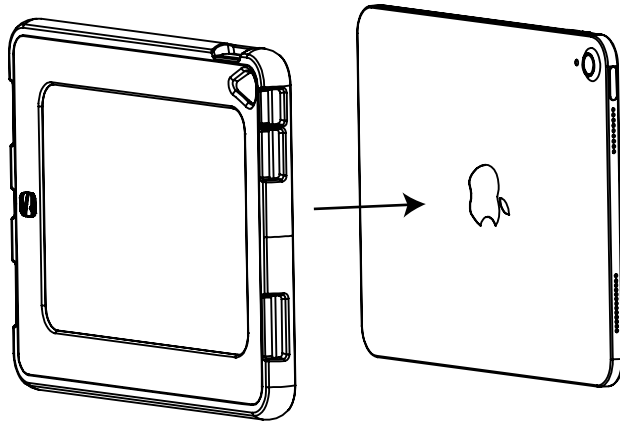
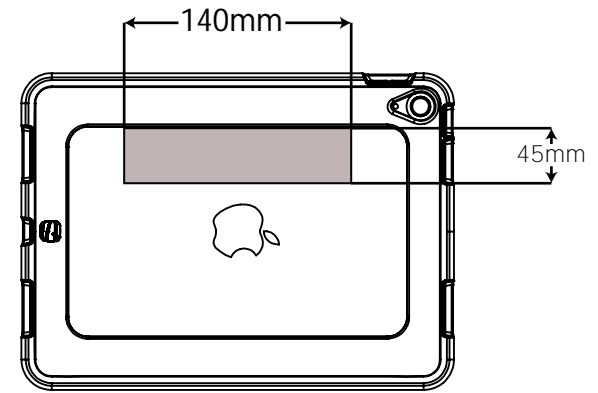


1



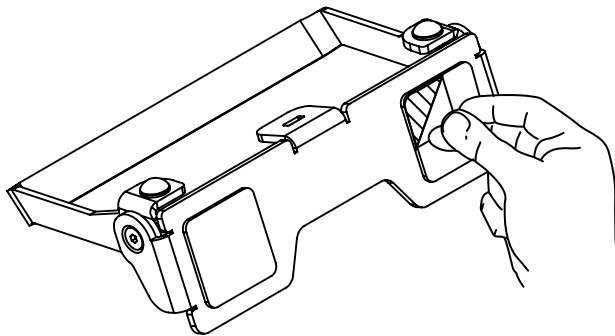
INSTALL EDGE CASE ON THE TABLET

2



USING ALCOHOL PAD PROVIDED, CLEAN 140mm X 45mm AREA CENTRED ON THE BACK OF THE TABLET ALIGNED WITH THE EDGE CASE.
NB TABLET IN LANDSCAPE ORIENTATION WITH CAMERA AS SHOWN.
ALLOW TO AIR DRY

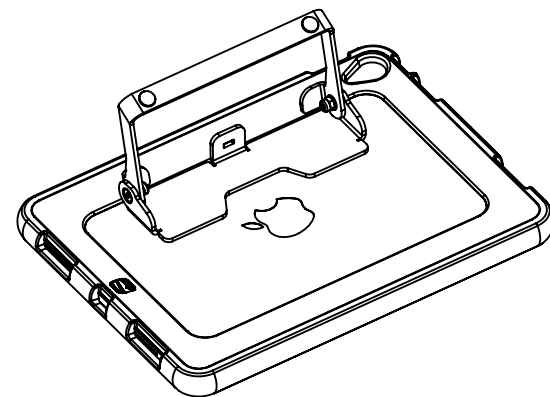
3



REMOVE COVERS TO
EXPOSE ADHESIVE ON BOTH PADS

4

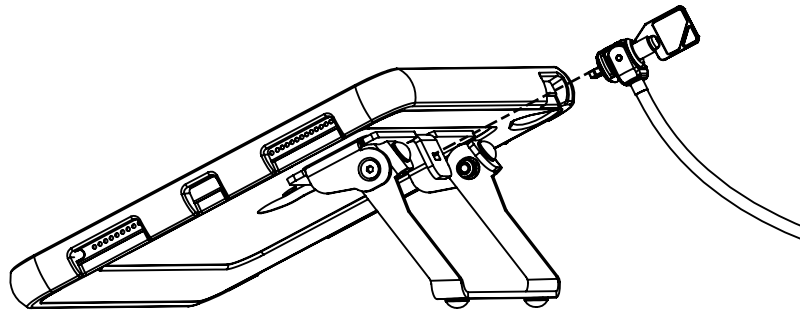
ADHERE TO TABLET WITH MILD PRESSURE



FOR BEST PERFORMANCE ALLOW
KICKSTAND TO BOND TO TABLET FOR 12 HOURS.

5

IDENTIFY LOCK SLOT



6

PUSH, ROTATE 90° TO LOCK

