

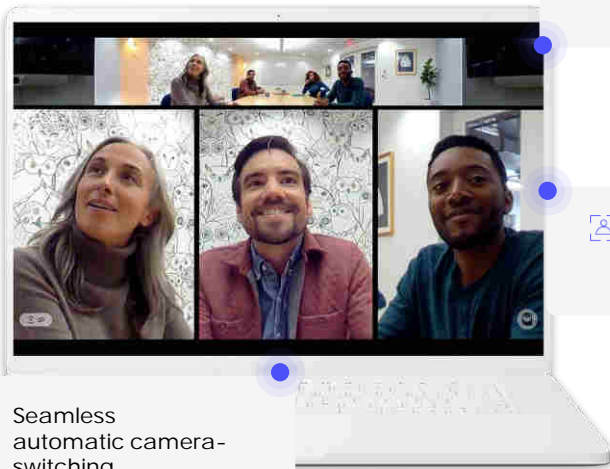
# MEETING OWL 3

## See and hear it all in 360°

The Meeting Owl 3 is our all-in-one 360° camera, mic and speaker device. It sits at the centre of the table and captures a panoramic view of the room, as well as a face-to-face view of active speakers, to make hybrid meetings engaging and immersive.

Learn More

### Remote View



Outfit any workspace with our endlessly flexible ecosystem

8 omnidirectional volume-equalising smart mics

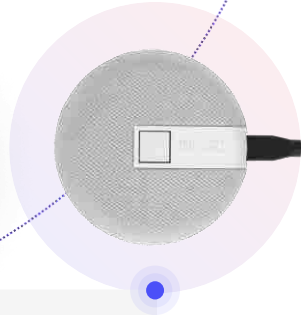
360° panoramic fisheye lens

Plug-and-play compatibility with all video conferencing platforms

360° tri-speaker

360-degree view of the room

Auto-focus on active speakers for face-to-face discussion



Option to extend audio range by 2.5 m with add-on Expansion Mic

## Give everyone a seat at the table

The Meeting Owl leverages the Owl Intelligence System™ to auto-focus on whoever is speaking to capture a face-to-face view of in-room participants alongside a 360° panoramic view of the room.

Meet the award-winning Meeting Owl


[Learn More](#)

IN ROOM  
EXPERIENCE



## Outfit any space

Wirelessly pair with the Owl Bar or a second Meeting Owl for collaboration in larger spaces



Meeting Owl 3 + Owl Bar



MEETING OWL 3 + MEETING OWL 3

# Meeting Owl® 3 Specifications

MEETING OWL 3

MTW300-2000

**OWL LABS®**

## OVERVIEW

| Camera   | Microphone  | Speaker   | Connection  |
|--|---|---|---|
| <p>Single custom-designed 360° panoramic fisheye camera to eliminate image distortion</p> <p>Shows optional 360° panoramic view of the room and face-to-face view that auto-focuses on whoever is speaking</p> <p>Output Resolution: 1080p HD</p> <p>Video Range: 3 m</p> <p>Field of View: 360°</p> | <p>8 omni-directional beamforming Smart Mics</p> <p>Smart Mics equalise speaker volume to amplify quiet voices</p> <p>Audio Pickup Radius: 5.5 m</p> <p>Option to connect to <a href="#">Expansion Mic</a> to extend audio range by 2.5 m</p> | <p>Three built-in speakers for 360° coverage and clear in-room sound</p> <p>Speaker Output Level: 80 db SPL</p> | <p>Plug and play connection to host computer via USB-C</p> <p>Option to pair with the <a href="#">Owl Bar</a> and the <a href="#">Whiteboard Owl</a> via Bluetooth</p> <p>Option to connect to the Expansion Mic via micro-HDMI</p> |
| Processing Power   | Dimensions  | Power Supply  | Warranty  |
| <p>Qualcomm® Snapdragon™ 605 processor</p>   | <p>Dimensions: 111 mm W x 111 mm D x 272 mm H</p> <p>Weight: 1.2 kg</p>   | <p>AC Input: 100-240V</p> <p>Line cord: Specific to region</p>  | <p>2-year warranty</p>  |

## USAGE

| Software   | Compatibility  | Management  | Security   |
|--|--|---|--|
| <p>AI-powered Owl Intelligence System™ to intelligently focus on whoever is speaking</p> <p>Intelligently autofocuses on the active speaker using vision, voice and motion</p> <p>Options for presenter enhancement, digital whiteboarding capabilities and different camera controls to customise your meeting experience</p> | <p>Plug and play connection to host computer via USB-C</p> <p>Works with Zoom, Microsoft Teams, Skype for Business, Slack, Webex and many more</p> <p>Compatible with virtually all web-based video conferencing platforms</p> <p>Extend range by pairing with the Owl Bar, another Meeting Owl (3 or Pro) or add-on Expansion Mic</p> | <p>Meeting Owl App:</p> <ul style="list-style-type: none"><li>• Desktop: Mac and Windows</li><li>• Mobile: iOS and Android</li><li>• Tablet: iPad</li></ul> <p>Required for first-time setup and adjusting settings during meetings</p> <p><a href="#">The Nest</a>: Manage your fleet of Owls through our web-based portal</p> | <p>Meeting Owl 3 does not record any video or audio content</p> <p>Video and audio are streamed to the host computer via USB-C connection</p> <p><a href="#">Full security and privacy details</a></p> |

## SETUP

| Setup  | What's Included  |
|--|--|
| <p>Placement: 1 m from the in-room TV or monitor and within 5.5 m of in-room participants</p> <p>Setup Options: Centre of the table, tripod-mounted or ceiling-mounted</p> | <ul style="list-style-type: none"><li>• Meeting Owl 3</li><li>• Power adapter and line cord</li><li>• USB-C to USB-C cable</li><li>• Setup Guide</li><li>• Table Card + Owl holder</li></ul> |

