



SUFIRE

KINGPIN X2

Multimedia Metal RGB Gaming Keyboard

QWERTZ German

QWERTY US English

QWERTY Nordic

QWERTY Spanish

QWERTY Italian

AZERTY French

QUICK START GUIDE

Safety Warnings

- Read all the instructions carefully before using the keyboard and keep them for future reference.
- Retain the manual. If you pass the keyboard onto a third party, make sure to include this manual.
- Do not disassemble the keyboard or remove any parts.
- Do not immerse the keyboard in water or any liquid.
- Do not use the keyboard close to heat sources or expose to high temperatures.
- Do not use the keyboard where strong electromagnetic waves are present. Strong electromagnetic waves will cause damage to the keyboard.
- Keep the keyboard away from direct sunlight, moisture, dirt, or abrasive chemical products (cleaning products etc).

How it works

105 Keys (DE/NOR/ES/IT/FR)



104 Keys (US)










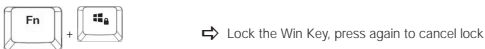
How to connect:

Connect the USB Cable to the USB Port of your device.

Backlight Effect:

To access these functions, press the Fn and the required key together:

- | | | | | | |
|--|---|---|----|---|--|
|  | + |  | or |  | ⇒ Adjust the backlight flashing level (4 levels, not adjustable under Single colour lighting mode) |
|  | + |  | | | ⇒ Select different backlight effects. You can choose between 5 modes: Flowing (default); Single colour breathing; Red colour lighting; Blue colour lighting; Green colour lighting |
|  | + |  | | | ⇒ Switch backlight on/off |



Function Keys:

To access these functions, press the FN Key and the desired key together.

- Fn+F1 🎵 Open Standard Media Application
- Fn+F2 🔊 Volume -
- Fn+F3 🔊 Volume +
- Fn+F4 🔇 Mute
- Fn+F5 📺 Stop Media
- Fn+F6 ⏮ Previous Track
- Fn+F7 ⏸ Play/Pause
- Fn+F8 ⏭ Next Track
- Fn+F9 🌐 Open Standard Web Application
- Fn+F10 📧 Open Standard Mail Application
- Fn+F11 🔒 Lock Keyboard, 3rd LED indicator will turn on which indicates all keys are locked, press it once again to cancel lock, then indicator will turn off.
- Fn+F12 📊 Open Standard Calculator Application



Specifications

Type: membrane, wired	Layout: QWERTZ (German 48706)
Backlight: RGB LED Backlight (5 modes)	Key-Cap: 105 Keys
Keystroke life: 10 million hits	25 keys are anti-ghosting keys
Key operating force: 50±15g	Layout: QWERTY (US English 48707)
Key travel: 3.6mm	Key-Cap: 104 Keys
Multimedia Function Keys: 12	25 keys are anti-ghosting keys
Anti-Ghosting: 25 Keys	Layout: QWERTY (Nordic 48708), (Spanish 48709), (Italian 48710)
Cable length: 1.8m	Key-Cap: 105 Keys
Rating: 5V/260mA (max)	25 keys are anti-ghosting keys
Product dimensions: 443mm×141mm×41mm (height incl. feet)	Layout: AZERTY (French 48711)
Product weight: 940g	Key-Cap: 105 Keys
Panel material: Aluminium alloy	25 keys are anti-ghosting keys
Bottom cover material: black ABS Plastic	

Limited Warranty Terms

Verbatim GmbH warrants this product to be free from defects in material and workmanship for a period of 2 years from date of purchase.

This warranty excludes batteries. If this product is found to be defective within the warranty period, it will be replaced at no cost to you. You may return it with your original cash register receipt to the place of purchase or contact Verbatim.

Product replacement is your sole remedy under this warranty, and this warranty does not apply to normal wear or to damage resulting from abnormal use, misuse, abuse, neglect or accident, or to any incompatibility or poor performance due to the specific computer software or hardware used. VERBATIM WILL NOT BE LIABLE FOR DATA LOSS OR ANY INCIDENTAL, CONSEQUENTIAL OR SPECIAL DAMAGES, HOWEVER CAUSED, FOR BREACH OF WARRANTIES OR OTHERWISE. This warranty gives you specific legal rights and you may also have other rights which vary from state to state or country to country.

Note

Verbatim GmbH may at any time revise the content of this user guide without further notice.

Rights

Copyright © 2021 Verbatim GmbH. No part of this document may be reproduced in any form or by any means, for any purpose, without the express written permission of Verbatim GmbH. All rights reserved. All other brands and product names referenced herein are property of their respective owners.

CE Declaration

Complied the requirements set out in the Council Directive on the Approximation of the Laws of the Member States relating to Electromagnetic Compatibility (2014/30/EC) and General Product Safety Directive (2001/95/EC).

This declaration applies to all specimens manufactured identical to the model submitted for testing/evaluation

EN 55032:2015

EN 61000-3-2:2014

EN 61000-3-3:2013

EN 55035:2017

EN 62368-1:2014+A11:2017

EN 60950-1:2006+A11:2009+A1:2010+A12:2011+A2:2013

RoHS Compliance

This product is in compliance with Directives 2011/65/EU and 2015/683 of the European Parliament and of the Council of 18th December 2006, on the restriction of the use of hazardous substances in electrical and electronic equipment (RoHS) and its amendments.

Substances of Very High Concern (SVHC) including 223 substances contained in Candidate List of January 17th 2022 are not present in this product range above permitted levels.

WEEE Notice

The Directive on Waste Electrical and Electronic Equipment (WEEE), which entered into force as European law on 13th February 2003, resulted in a major change in the treatment of electrical equipment at end-of-life.



The WEEE logo (shown at the left) on the product or on its box indicates that this product must not be disposed of or dumped with your other household waste. For more information about electronic and electrical waste equipment disposal, recovery, and collection points, please contact your local municipal household waste disposal service or shop from where you purchased the equipment.

Technical Support

- a To download the user manual, access frequently asked questions or contact the SureFire support team, please go to – www.surefire-gaming.com/support.
- b Pour télécharger le manuel d'utilisation, accéder aux questions fréquemment posées ou contacter l'équipe d'assistance SureFire, veuillez vous rendre sur - www.surefire-gaming.com/support.
- c Um die Betriebsanleitung herunterzuladen, auf häufig gestellte Fragen zuzugreifen oder das SureFire-Supportteam zu kontaktieren, gehen Sie bitte auf - www.surefire-gaming.com/support.
- d Per scaricare il manuale utente, vedere le risposte alle domande più frequenti o contattare il team di Assistenza SureFire, visita la pagina: www.surefire-gaming.com/support.
- e Para descargar el manual de usuario, acceder a las preguntas más frecuentes o ponerse en contacto con el equipo de asistencia de SureFire, visite - www.surefire-gaming.com/support.
- v For at downloade brugervejledningen, få adgang til Ofte stillede spørgsmål, eller tage kontakt til SureFire supportteam, skal du gå til – www.surefire-gaming.com/support.
- s For å laste ned bruksanvisningen, se vanlige spørsmål eller ta kontakt med støtte teamet til SureFire, kan du besøke - www.surefire-gaming.com/support.
- ☞ För att ladda ner bruksanvisningen, få tillgång till vanliga frågor eller kontakta SureFires supportteam, gå du till – www.surefire-gaming.com/support.
- u Voit ladata käyttäjän käsikirjan, katsoa usein esitettyjä kysymyksiä tai ottaa yhteyttä SureFire-tukitiimiin siirtymällä osoitteeseen – www.surefire-gaming.com/support.
- w Pentru a descărca manualul de utilizare, pentru a accesa întrebările frecvente sau pentru a contacta echipa de asistență SureFire, vă rugăm să accesați - www.surefire-gaming.com/support.

EUROPE/ MIDDLE EAST/ AFRICA:

Verbatim GmbH, Düsseldorf StraÙe 13, 65760 Eschborn, Germany

SureFire is a brand owned by Verbatim GmbH.

