

25U 36 in. Knock-Down Server Rack Cabinet with Casters

RK2536BKF -Rev SW



*actual product may vary from photos

FR: Guide de l'utilisateur - fr.startech.com

DE: Bedienungsanleitung - de.startech.com

ES: Guía del usuario - es.startech.com

NL: Gebruiksaanwijzing - nl.startech.com

PT: Guia do usuário - pt.startech.com

IT: Guida per l'uso - it.startech.com

For the latest information, technical specifications, and support for this product, please visit www.startech.com/RK2536BKF.

Table of Contents

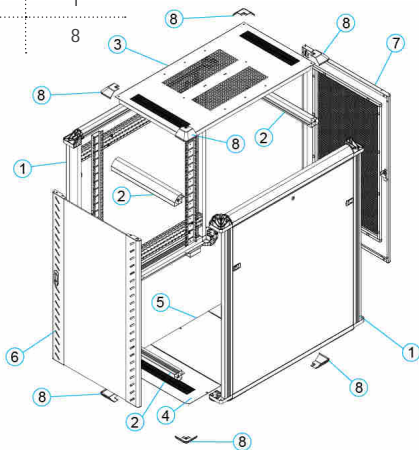
Introduction.....	1
Packaging contents.....	1
Assemble the rack.....	4
Technical support.....	7
Warranty information.....	7

Introduction

The RK2536BKF 25U 36-inch server rack cabinet features a vented glass front door and a mesh rear door, which provides devices that are stored in the cabinet with cost-effective passive cooling. The server rack cabinet supports a load capacity of 800 kg (1763.7 lb) and is constructed of steel and aluminum to ensure a sturdy platform for valuable server and networking equipment. The rack cabinet is easy to assemble and the included casters make it simple to move the rack around as needed.

Packaging contents

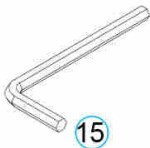
ID	Name	Qty
Rack components		
1	Side panel and frame	2
2	Upper and lower beams	4
3	Top panel	1
4	Bottom panel with grommet	2
5	Solid bottom panel	1
6	Front door assembly	1
7	Rear door assembly	1
8	Plastic corner caps	8



ID	Name	Qty
Rack assembly hardware		
9	M8-25mm hex screws	8
10	M8 lock washers	8
11	M4-10 mm Phillips screws	8
12	Door hinge pins	2
13	M6-12 mm hex screws	4
14	M5-10 mm self-tapping screws	6



ID	Name	Qty
Frame assembly tools		
15	M8 (13 mm) Allen Key	1
16	M6 (10 mm) Allen Key	1
Equipment mounting hardware		
17	M6-12 mm rack screws	40
18	PVC cup washers	40
19	M6 cage nuts	40

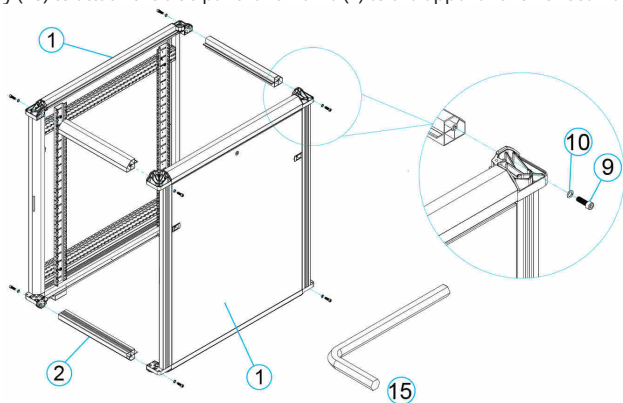


ID	Name	Qty
Casters and hardware		
20	Casters	2
21	Brake casters	2
22	M6-10 mm self-tapping screws	16
23	Leveling feet	4
24	Front and back door keys	2
25	Side panel keys	2
	Instruction manual	1

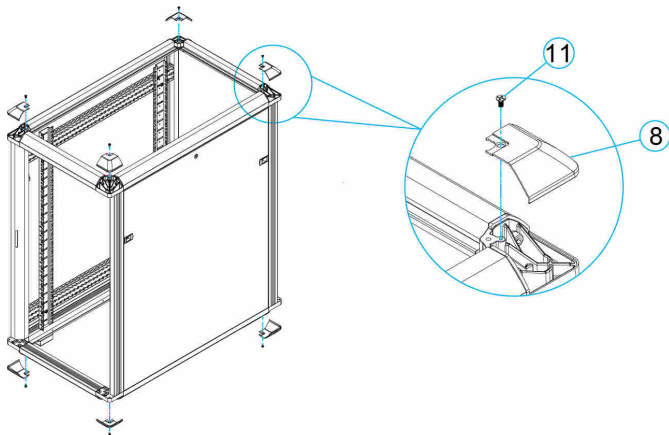


Assemble the rack

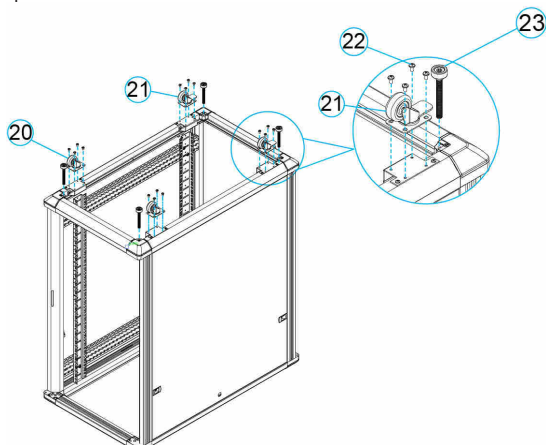
1. Use the M8-25 mm hex screws (9), M8 lock washers (10), and the M8 (13 mm) Allen key (15) to attach the side panel and frame (1) to the upper and lower beams (2).



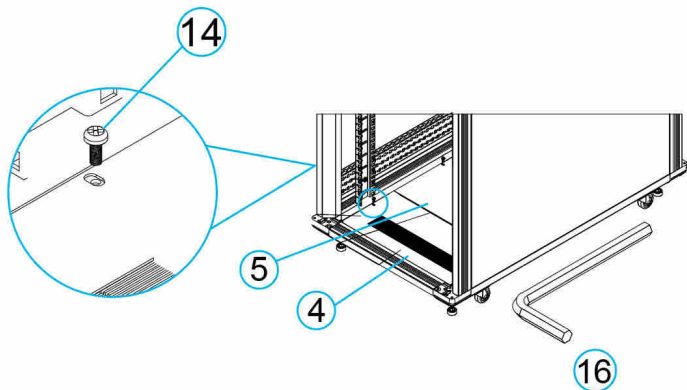
2. Use the M4-10 mm Phillips screws (11) to install the plastic corner caps (8) onto the assembled frame of the server rack.



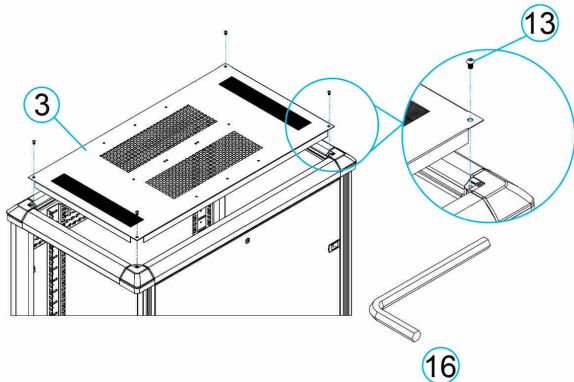
3. (Optional) Use the M6-10 mm self-tapping screws (22) and install the casters (20) and the brake casters (21) on the bottom of the rack. Thread the leveling feet (23) into the pre-threaded holes.



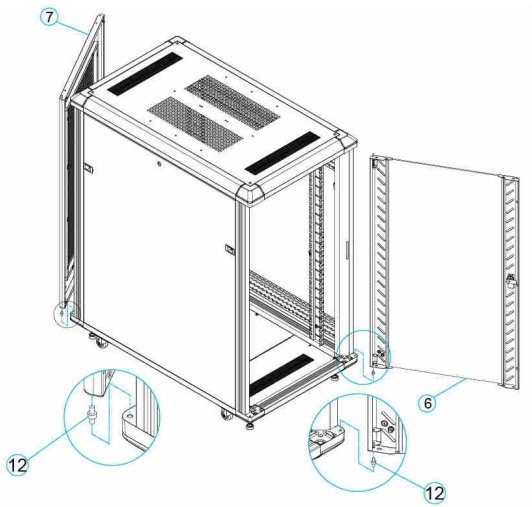
4. Turn the server rack right-side up and use the M5-10 mm self-tapping screws to install the bottom panels with grommet (4) at the front and back of the rack and the solid bottom panel (5) in the middle.



5. Use the M6-12 mm hex screws (13) to install and secure the top panel (3).



6. Use the door hinge pins (12) to attach the front door assembly (6) and the rear door assembly (7).



Technical support

StarTech.com's lifetime technical support is an integral part of our commitment to provide industry-leading solutions. If you ever need help with your product, visit www.startech.com/support and access our comprehensive selection of online tools, documentation, and downloads.

For the latest drivers/software, please visit www.startech.com/downloads

Use of Trademarks, Registered Trademarks, and other Protected Names and Symbols

This manual may make reference to trademarks, registered trademarks, and other protected names and/or symbols of third-party companies not related in any way to StarTech.com. Where they occur these references are for illustrative purposes only and do not represent an endorsement of a product or service by StarTech.com, or an endorsement of the product(s) to which this manual applies by the third-party company in question. Regardless of any direct acknowledgement elsewhere in the body of this document, StarTech.com hereby acknowledges that all trademarks, registered trademarks, service marks, and other protected names and/or symbols contained in this manual and related documents are the property of their respective holders.

Warranty information

This product is backed by a two-year warranty.

StarTech.com warrants its products against defects in materials and workmanship for the periods noted, following the initial date of purchase. During this period, the products may be returned for repair, or replacement with equivalent products at our discretion. The warranty covers parts and labor costs only. StarTech.com does not warrant its products from defects or damages arising from misuse, abuse, alteration, or normal wear and tear.

Limitation of Liability

In no event shall the liability of StarTech.com Ltd. and StarTech.com USA LLP (or their officers, directors, employees or agents) for any damages (whether direct or indirect, special, punitive, incidental, consequential, or otherwise), loss of profits, loss of business, or any pecuniary loss, arising out of or related to the use of the product exceed the actual price paid for the product. Some states do not allow the exclusion or limitation of incidental or consequential damages. If such laws apply, the limitations or exclusions contained in this statement may not apply to you.

Hard-to-find made easy. At StarTech.com, that isn't a slogan. It's a promise.

StarTech.com is your one-stop source for every connectivity part you need. From the latest technology to legacy products — and all the parts that bridge the old and new — we can help you find the parts that connect your solutions.

We make it easy to locate the parts, and we quickly deliver them wherever they need to go. Just talk to one of our tech advisors or visit our website. You'll be connected to the products you need in no time.

Visit www.startech.com for complete information on all StarTech.com products and to access exclusive resources and time-saving tools.

StarTech.com is an ISO 9001 Registered manufacturer of connectivity and technology parts. StarTech.com was founded in 1985 and has operations in the United States, Canada, the United Kingdom and Taiwan servicing a worldwide market.