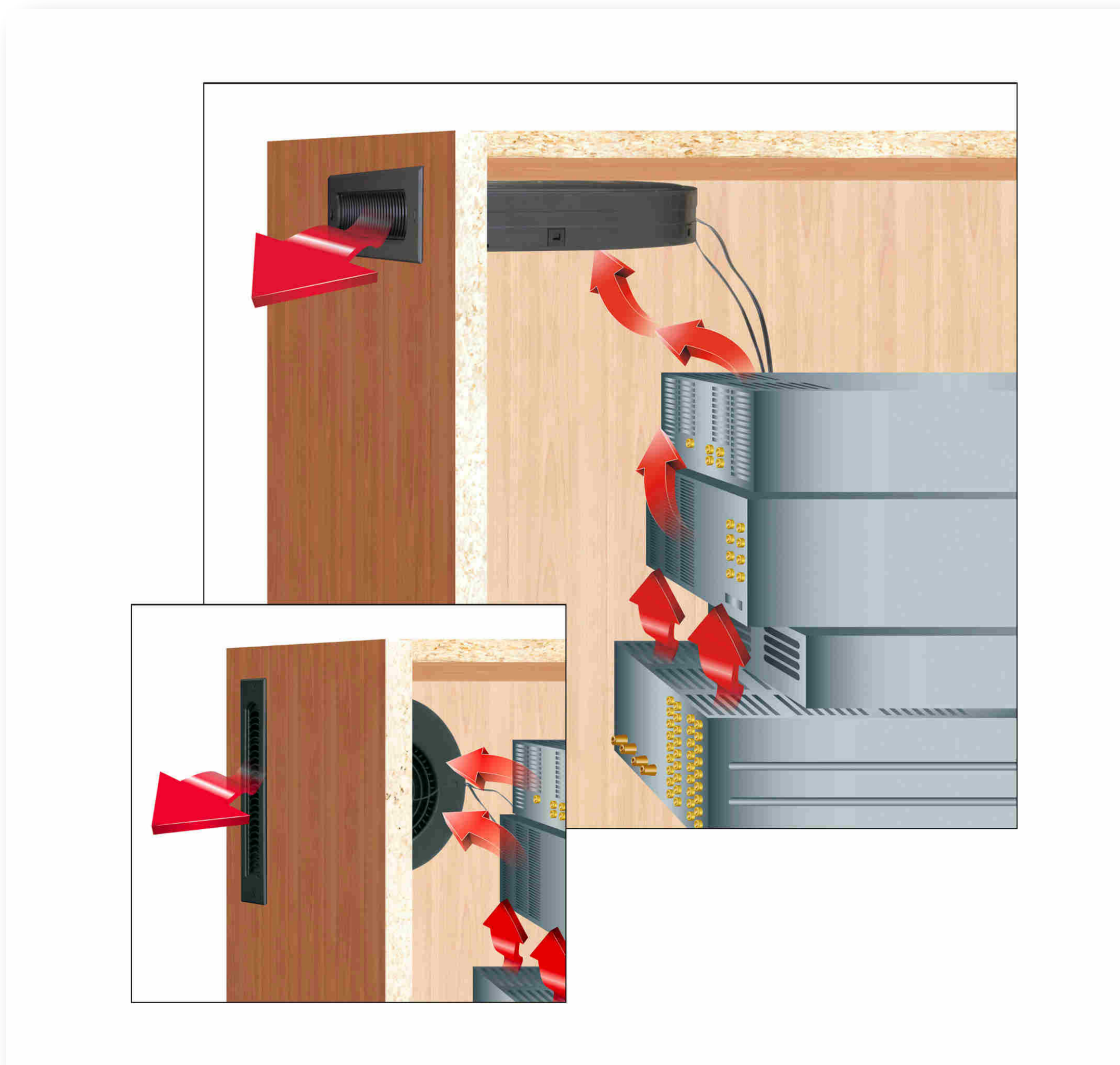


# Installation/Operation Instructions

## (I)CAB-COOL50

### 50 CFM CABINET COOLER

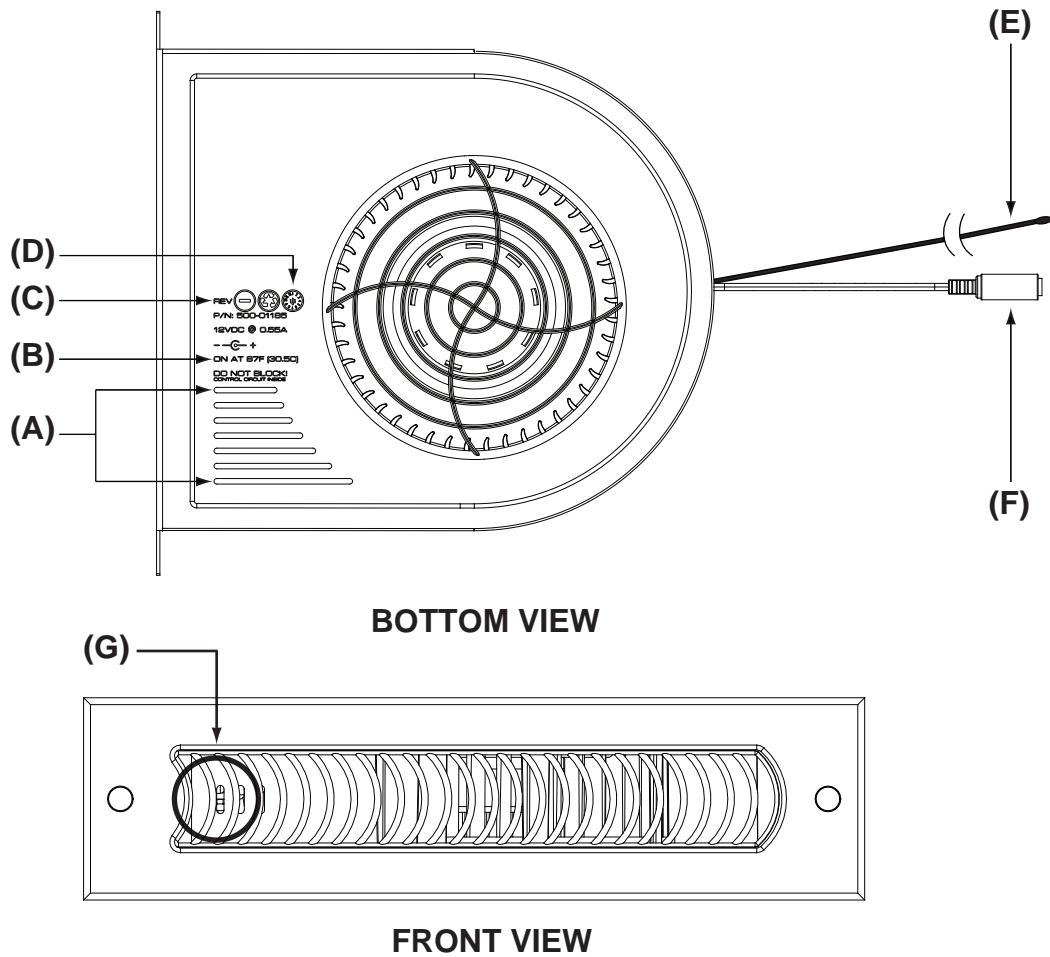


Thank you for purchasing the (I)CAB-COOL50 Cabinet Cooler. Please read these instructions thoroughly before installing/operating this product.

#### PRODUCT FEATURES

- Powerful, yet quiet way to remove heat from electronic components located in cabinets, credenzas, lecterns, and entertainment centers.
- Blowers exhaust 50 CFM of hot air while providing high static pressure to maintain airflow, even in a crowded cabinet.

## PRODUCT CALLOUTS



A) CONTROL CIRCUIT: **NOTE:** DO NOT BLOCK!

B) TURN ON TEMPERATURE: The blower will turn on at 87° F (30.5° C) and run proportionately (speed increases with temperature) from 87° F (30.5° C) to 95° F (35° C). At 95° F and above, the blower will run at full speed. The blower will stop running at 85° F (29.4° C).

C) PRODUCT REVISION LEVEL: Current revision level of your (I)CAB-COOL50.

D) MANUFACTURING DATE CODE: Denotes the date the (I)CAB-COOL50 was manufactured.

E) TEMPERATURE PROBE: Temperature detection probe, five feet long.

F) POWER CONNECTOR: Connects to the provided power supply.

G) POWER LED: Blue LED that illuminates when the unit is receiving power.

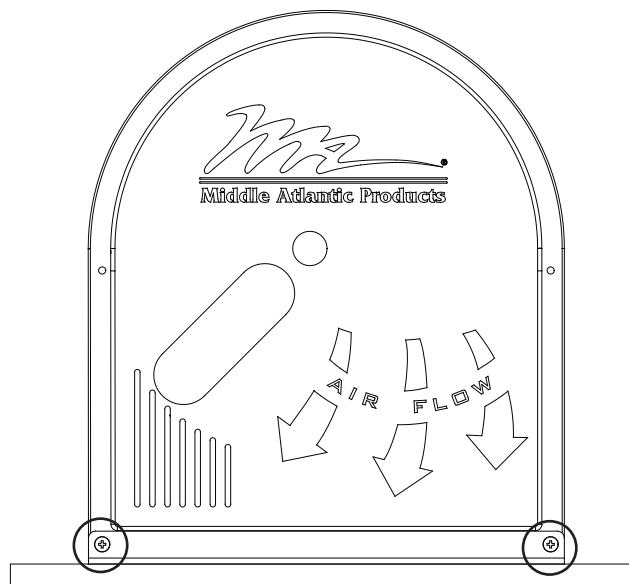
## PARTS LIST

- 1 - (I)CAB-COOL50
- 1 - 12V 1A POWER SUPPLY
- 1 - ADHESIVE BACKED TEMPLATE
- 2 - #8 X 3/4" WOOD SCREWS
- 1 - ALCOHOL WIPE
- 5 - WIRE TIES
- 5 - WIRE TIE SADDLES

## TOOLS REQUIRED

- #2 PHILLIPS HEAD DRIVER
- JIGSAW
- DRILL
- 1/8" (3 mm) DRILL BIT (For Hardwood)
- 7/64" (3 mm) DRILL BIT (For Softwood)

**NOTE:** The grille can be painted by removing the four screws securing it in place. Prior to painting, lightly scuff the surface with 160 grit sandpaper for proper adhesion. Remove the two screws on the top and two on the bottom securing the grille. Use a #2 Phillips screwdriver. **(FIGURE A)**



**FIGURE A**

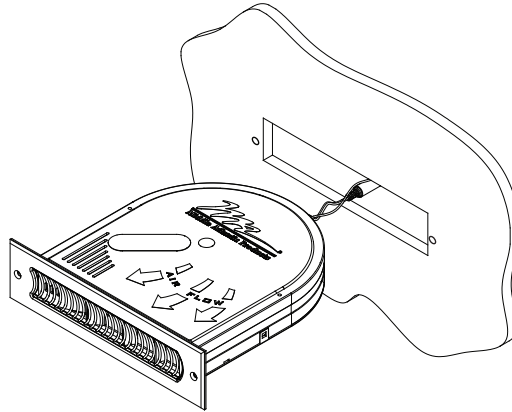
## INSTALLATION

For Best Thermal Management Practices Please Visit  
<http://www.middleatlantic.com/pdf/ThermalManagement.pdf>

- 1) Determine installation location and orientation.
- 2) Affix the template at the installation location. The cutout dimensions are provided on the template.
- 3) Drill pilot holes using 1/8" (3 mm) drill bit for hardwood, 7/64" (3 mm) drill bit for softwood.
- 4) Using a jigsaw cut out the area defined on the template. The dashed area of the template is the 9" (229 mm) X 2" (51 mm) section to be removed.

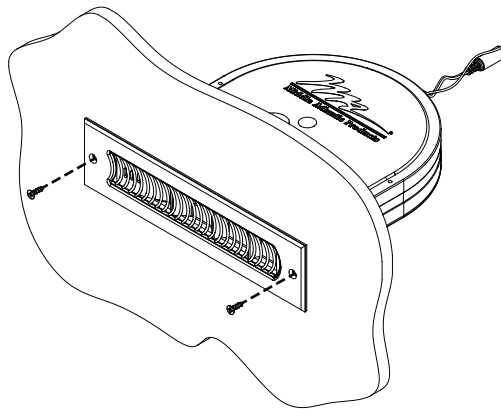
## **INSTALLATION CONTINUED**

- 5) Insert the unit into the opening. Ensure the power supply connector and temperature probe go into the cutout first. **(FIGURE B)**



**FIGURE B**

- 6) Install the unit to the cabinet using the two provided wood screws. **(FIGURE C)**



**FIGURE C**

- 7) Run the temperature probe to the highest available location. Plug the power supply connector into the power supply.

- Wire ties and wire tie saddles are provided for cable management.

### **WARRANTY**

Middle Atlantic Products, Inc. (the "Company") warrants the 50 CFM CABINET-COOLER to be free from defects in material or workmanship under normal use and conditions for a period of (3) three years from date of shipment by the Company.

The Company's entire liability to the purchaser, and the purchaser's (or any other party's) sole and exclusive remedy, under this warranty shall be limited, at the Company's option, to either (a) return of and refund of the price paid for, or (b) repair or replacement at the Company's factory of the products purchased, or any part or parts thereof, which the Company has determined to be defective after inspection thereof at the Company's factory. This warranty does not cover damage due to acts of God, accident, misuse, abuse or negligence by parties other than the Company, or any modification or alteration of the products. In addition, this warranty does not cover damage due to improper handling, assembly, installation or maintenance.

THIS WARRANTY IS IN LIEU OF ALL OTHER WARRANTIES OF ANY KIND, EITHER EXPRESSED OR IMPLIED, INCLUDING, BUT NOT LIMITED TO, IMPLIED WARRANTIES OF MERCHANTABILITY AND FITNESS FOR A PARTICULAR PURPOSE.

TO THE MAXIMUM EXTENT PERMITTED BY APPLICABLE LAW, IN NO EVENT SHALL THE COMPANY BE LIABLE FOR ANY SPECIAL, INCIDENTAL, INDIRECT, OR CONSEQUENTIAL DAMAGES WHATSOEVER (INCLUDING, WITHOUT LIMITATION, DAMAGES FOR LOSS OF BUSINESS PROFITS, BUSINESS INTERRUPTION OR ANY OTHER PECUNIARY LOSS) ARISING OUT OF THE USE OF THE PRODUCTS PURCHASED, EVEN IF THE COMPANY HAS BEEN ADVISED OF THE POSSIBILITY OF SUCH DAMAGES. THE COMPANY'S LIABILITY TO THE PURCHASER (OR ANY OTHER PARTY) HEREUNDER, IF ANY, SHALL IN NO EVENT EXCEED THE PURCHASE PRICE OF THE PRODUCTS PAID TO THE COMPANY.

### **Corporate Headquarters**

Corporate Voice 973-839-1011 - Fax 973-839-1976 / International Voice +1 973-839-8821 - Fax +1 973-839-4982  
middleatlantic.com - info@middleatlantic.com

### **Middle Atlantic Canada**

Voice 613-836-2501 - Fax 613-836-2690 / middleatlantic.ca - customerservicecanada@middleatlantic.ca

### **Factory Distribution**

USA: NJ - CA - IL Canada: ON - BC

At Middle Atlantic Products we are always listening. Your comments are welcome. Page 4