

Installation/Operation Instructions

QBP Series

Quiet Blower Panel



(International Models)



Thank you for purchasing the QBP Series Quiet Blower Panel. Please read these instructions thoroughly before installing/operating this product

PRODUCT FEATURES

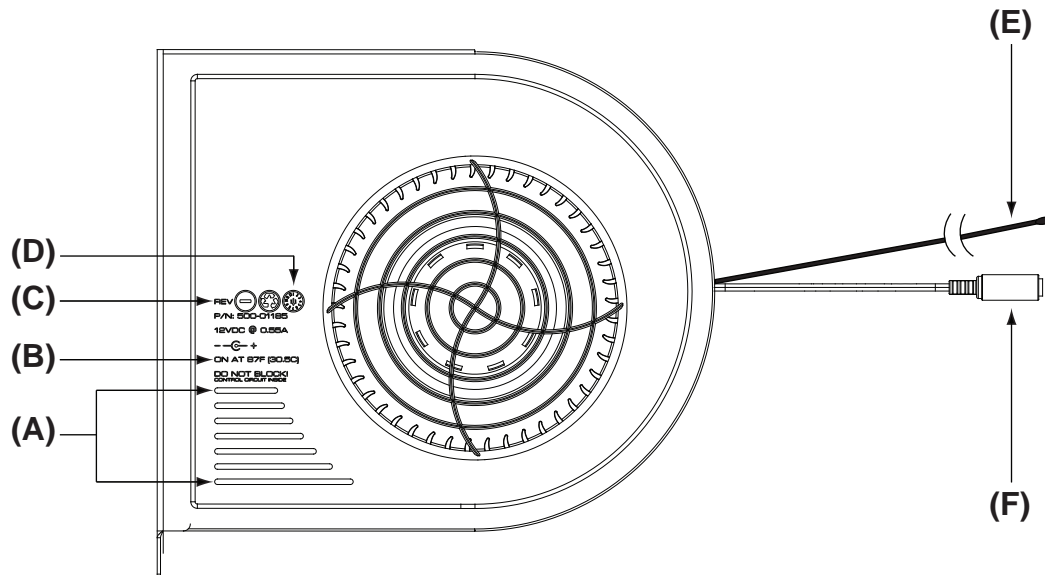
- Quiet even at full speed: proportional speed assures the quietest operation possible
- Low power consumption: blower only runs as needed and spins as fast as required by the heat load presented
- Proprietary blowers provide high static pressure to maintain airflow even in crowded racks. Superior to axial fans for maintaining airflow in restricted conditions
- Attractive appearance complements finished rack appearance
- 100 CFM free air rating



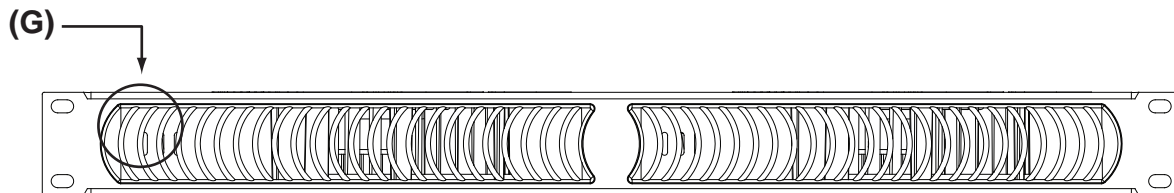
I-00509

Rev A

PRODUCT CALLOUTS



**BOTTOM VIEW
(ONLY ONE FAN HAS THE TEMPERATURE
PROBE AND POWER CONNECTOR AS SHOWN)**



FRONT VIEW

- A) CONTROL CIRCUIT VENT: Allows for air flow to the control circuit. **DO NOT BLOCK!**
- B) TURN ON TEMPERATURE: The blowers will turn on at 87° F (30.5° C) and run proportionately from 87° F (30.5° C) to 95° (35° C). At 95° F and above, the blowers will run at full speed. The blowers will stop running at 85° F (29.4° C).
- C) PRODUCT REVISION: Current revision of your QBP series model.
- D) MANUFACTURING DATE CODE: Denotes the date the QBP series models was manufactured.
- E) TEMPERATURE PROBE: Temperature detection probe, nine feet long.
- F) POWER CONNECTOR: Connects to the provided power supply.
- G) POWER LED: Blue LED that illuminates when the unit is receiving power.

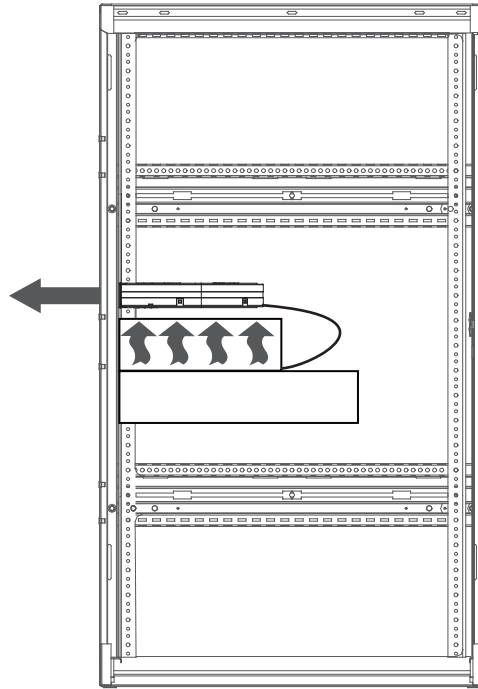
APPLICATIONS

For thermal management guidelines visit our web site to view our thermal management white paper
<http://www.middleatlantic.com/pdf/ThermalManagement.pdf>

INTERNATIONAL MODELS ONLY: Select appropriate wall plug for your region.

REMOVING HEAT FROM A SINGLE COMPONENT

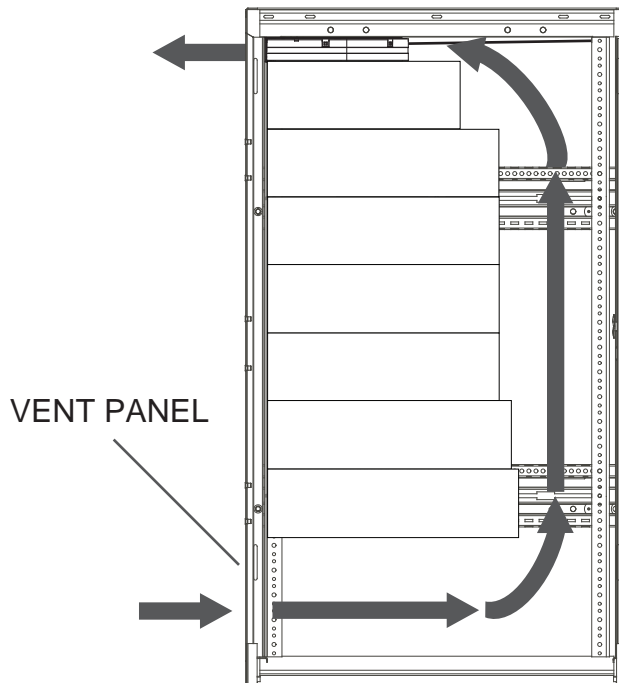
- 1) Install the QBP series model directly above heat producing equipment. Run the temperature probe to the heat source. Plug the power supply into the power source and into the unit. **(FIGURE A)**



(FIGURE A)

REMOVING HEAT FROM A POPULATED RACK

- 1) Install the QBP series model with the blower intakes facing the top of the rack. Ensure there is a vent panel installed at the bottom of the rack to allow for air flow (or equivalent venting). Mount the temperature probe at the highest available location in the rack. Plug the power supply into the power source and into the unit. **(FIGURE B)**



(FIGURE B)



WARRANTY

Middle Atlantic Products, Inc. (the "Company") warrants the QBP Series to be free from defects in material or workmanship under normal use and conditions for a period of (3) three years from date of shipment by the Company

The Company's entire liability to the purchaser, and the purchaser's (or any other party's) sole and exclusive remedy, under this warranty shall be limited, at the Company's option, to either (a) return of and refund of the price paid for, or (b) repair or replacement at the Company's factory of the products purchased, or any part or parts thereof, which the Company has determined to be defective after inspection thereof at the Company's factory. This warranty does not cover damage due to acts of God, accident, misuse, abuse or negligence by parties other than the Company, or any modification or alteration of the products. In addition, this warranty does not cover damage due to improper handling, assembly, installation or maintenance.

THIS WARRANTY IS IN LIEU OF ALL OTHER WARRANTIES OF ANY KIND, EITHER EXPRESSED OR IMPLIED, INCLUDING, BUT NOT LIMITED TO, IMPLIED WARRANTIES OF MERCHANTABILITY AND FITNESS FOR A PARTICULAR PURPOSE.

TO THE MAXIMUM EXTENT PERMITTED BY APPLICABLE LAW, IN NO EVENT SHALL THE COMPANY BE LIABLE FOR ANY SPECIAL, INCIDENTAL, INDIRECT, OR CONSEQUENTIAL DAMAGES WHATSOEVER (INCLUDING, WITHOUT LIMITATION, DAMAGES FOR LOSS OF BUSINESS PROFITS, BUSINESS INTERRUPTION OR ANY OTHER PECUNIARY LOSS) ARISING OUT OF THE USE OF THE PRODUCTS PURCHASED, EVEN IF THE COMPANY HAS BEEN ADVISED OF THE POSSIBILITY OF SUCH DAMAGES. THE COMPANY'S LIABILITY TO THE PURCHASER (OR ANY OTHER PARTY) HEREUNDER, IF ANY, SHALL IN NO EVENT EXCEED THE PURCHASE PRICE OF THE PRODUCTS PAID TO THE COMPANY.

Corporate Headquarters

Corporate Voice 973-839-1011 - Fax 973-839-1976 / International Voice +1 973-839-8821 - Fax +1 973-839-4982
middleatlantic.com - info@middleatlantic.com

Middle Atlantic Canada

Voice 613-836-2501 - Fax 613-836-2690 / middleatlantic.ca - customerservicecanada@middleatlantic.ca

Factory Distribution

USA: NJ - CA - IL Canada: ON - BC

At Middle Atlantic Products we are always listening. Your comments are welcome.



30% Recycled Paper