








# RFD8500/RFD8500i Technical Accessory Guide



NOTE: This document is only for general reference. Solution Builder and related PMBs should be used for product availability, pricing, and final solution selection.

## Cradles/Charging for RFD8500 (not compatible with RFD8500i - integrated TC55 charging - models)


Part Number	Picture	Description	Notes	Required Items
SAC-TC55-2BTYC1		2-Slot Battery Charger	<ul style="list-style-type: none"> <li>Two 1.5X (4,410 mAh) batteries charge in approximately 11 hours.</li> <li>Charge time cut in half when charging only one battery</li> <li>Two LED lights indicate charge status of each battery.</li> <li>Battery door/cover must be installed before charger will charge the battery.</li> <li>Includes two battery doors/covers</li> <li>Charger is powered with Rugged Charging Cable (CBL-TC55-CHG1-01) or can be inserted into Universal Cradle (CRDUNIV-55-5000R) with shim removed.</li> </ul>	<p><b>For stand-alone charging:</b> Rugged Charge Cable (CBL-TC55-CHG1-01) and USB Power Supply (PWR-WUA5V6W0WW / PWR-124306-01R)</p> <p><b>For multi-unit charging of up to 5 Chargers for charging up to 10 batteries:</b> Universal Cradle with 5 RFD8500/TC55 Cups (CRDUNIV-55-5000R) - shim for rubber boot must be removed.</p>
CRDUNIV-RFD8500-1R		Universal Cradle with 3 RFD8500/TC55 Cups	<ul style="list-style-type: none"> <li>Will charge up to a combination of three RF8500 or 2-Slot Battery Charger (SAC-TC55-2BTYC1) units</li> <li>Includes Universal Cradle (CRDUNIV-XX-5000R), three RFD8500/TC55 Charging Cups (CUPTC55XX-1000R), and two Blank Slot Covers (CUPUNICVR5000R)</li> <li>Includes cradle insert/shim that can be removed when charging a 2-Slot Battery Charger (SAC-TC55.2BTYC1).</li> </ul>	<ul style="list-style-type: none"> <li>Power Supply (PWR-BGA12V50W0WW and CBL-DC-388A1-01</li> <li>OR</li> <li>PWR-14000-148C</li> <li>AC Line Cord (23844-00-00R)</li> </ul>
CRD4S-RFD8500-2R		4-Slot Charging Cradle for TC51/TC56 and RFD8500	<ul style="list-style-type: none"> <li>Will charge 2 TC51/TC56 units AND 2 RF8500 units</li> </ul>	<ul style="list-style-type: none"> <li>DC Line Cord (CBL-DC-381A1-01) and Power Supply (PWR-BGA12V108W0WW)</li> <li>AC Line Cord (23844-00-00R)</li> </ul>
CRDUNIV-55-5000R		Universal Cradle with 5 RFD8500/TC55 Cups	<ul style="list-style-type: none"> <li>Can be used to charge up to five 2-Slot Battery Chargers (SAC-TC55-2BTYC1).</li> <li>Use Universal Cradle with 3 Cups (CRDUNIV-RFD8500-1R) to charge RFD8500 units. Five RFD8500 units will NOT fit in cradle.</li> <li>Includes Universal Cradle (CRDUNIV-XX-5000R) and five TC55 Charging Cups (CUPTC55XX-1000R)</li> <li>Includes cradle insert/shim that can be removed when charging a 2-Slot Battery Charger (SAC-TC55.2BTYC1).</li> </ul>	<ul style="list-style-type: none"> <li>Power Supply (PWR-BGA12V50W0WW and CBL-DC-388A1-01</li> <li>OR</li> <li>PWR-14000-148C</li> <li>AC Line Cord (23844-00-00R)</li> </ul>

CRDUNIV-XX-5000R		Universal Cradle	<ul style="list-style-type: none"> <li>Provides more flexible charging options. Supports up to five of any combination of the following cradle cups: <ul style="list-style-type: none"> <li>Charging Cup (CUPTC55XX-1000R)</li> <li>Blank Slot Cover (CUPUNICVR-5000R)</li> </ul> </li> </ul>	<ul style="list-style-type: none"> <li>Power Supply (PWR-BGA12V50W0WW and CBL-DC-388A1-01 OR PWRS-14000-148C</li> <li>AC Line Cord (23844-00-00R)</li> <li>Up to five Charging Cups or Blank Slot Covers</li> </ul>
CUPTC55XX-1000R		Charging Cup for Universal Cradle	<ul style="list-style-type: none"> <li>Includes cradle insert/shim that can be removed when charging a 2-Slot Battery Charger (SAC-TC55.2BTYC1).</li> <li>Up to three Charging Cups can be installed on the Universal Cradle when charging the RFD8500. Blank Slot Covers should be used on the remaining two slots on the Universal Cradle.</li> </ul>	Universal Cradle (CRDUNIV-XX-5000R)
CUPUNICVR-5000R		Blank Slot Covers for Universal Cradle	<ul style="list-style-type: none"> <li>Used to plug slots in Universal Cradle if all 5 slots are not needed.</li> <li>Includes 5 Covers</li> </ul>	
KT-UNIVLBRKT-01R		Universal Cradle/4-Slot Battery Charger Mounting Bracket	<ul style="list-style-type: none"> <li>Stand alone bracket for mounting one Universal Cradle (CRDUNIV-XX-5000R)</li> <li>Shelf under Bracket can house up to five Power Supplies (PWR-BGA12V50W0WW).</li> <li>Bracket can be mounted on standard 19" network rack or on a wall.</li> <li>Includes 4 screws for mounting on a network rack.</li> </ul>	
CBL-TC55-CHG1-01		Rugged Charging Cable	<ul style="list-style-type: none"> <li>Connects to charge contacts on back of RFD8500.</li> <li>USB-A connector on power supply side.</li> </ul>	USB Power Supply (PWR-WUA5V6W0WW / PWRS-124306-01R) or equivalent.
<b>Cradles/Charging for RFD8500 or RFD8500i (has integrated charging slot for TC55)</b>				
<b>Part Number</b>	<b>Picture</b>	<b>Description</b>	<b>Notes</b>	<b>Required Items</b>

CRD1S-RFD8500-1R		Single Slot Charging Cradle	<ul style="list-style-type: none"> <li>▶Will charge both RFD8500 and TC55 batteries simultaneously.</li> <li>▶Cradle can also be used to charge RFD8500 or TC55 units independently.</li> <li>▶LED status indicator on charger base will show charge status of RFD8500 battery. Refer to charge status LED on the TC55 for its charging state.</li> <li>▶NOTE: Charging cup uses Zebra common ShareCradle design, however, the RFD8500 cup is about 20% wider than standard ShareCradle cups. This cup can't be mounted on any 5-Slot ShareCradles.</li> </ul>	<p><b>For charging one cradle:</b></p> <ul style="list-style-type: none"> <li>▶Power Supply (PWR-BGA12V50W0WWW and CBL-DC-388A1-01)</li> <li>▶AC Line Cord (23844-00-00R)</li> </ul> <p><b>For charging two cradles:</b></p> <ul style="list-style-type: none"> <li>▶Power Supply (PWR-BGA12V50W0WWW and CBL-DC-388A1-01)</li> <li>▶AC Line Cord (23844-00-00R)</li> <li>▶2-Way Power Cable (25-122026-02R)</li> </ul> <p><b>For charging 3-4 cradles:</b></p> <ul style="list-style-type: none"> <li>▶4-Way DC Line Cord (CBL-DC-380A1-01) and Power Supply (PWR-BGA12V108W0WWW)</li> <li>▶AC Line Cord (23844-00-00R)</li> </ul>
CRD4S-RFD8500-1R		4-Slot Charging Cradle	<ul style="list-style-type: none"> <li>▶Will charge both RFD8500 and TC55 batteries simultaneously.</li> <li>▶Cradle can also be used to charge RFD8500 or TC55 units independently.</li> <li>▶LED status indicator on charger base will show charge status of RFD8500 battery. Refer to charge status LED on the TC55 for its charging state.</li> <li>▶NOTE: Charging cup uses Zebra common ShareCradle design, however, the RFD8500 cup is about 20% wider than standard ShareCradle cups. This cup can't be mounted on any 5-Slot ShareCradles.</li> </ul>	<ul style="list-style-type: none"> <li>▶DC Line Cord (CBL-DC-381A1-01) and Power Supply (PWR-BGA12V108W0WWW)</li> <li>▶AC Line Cord (23844-00-00R)</li> </ul>
BRKT-SCRD-SMRK-01		Multi-Slot Wall/Rack Mount Bracket	<ul style="list-style-type: none"> <li>▶Allows for rack and wall mounting of one 4-Slot Charging Cradle or up to four Single-Slot Cradles.</li> <li>▶Bracket can be mounted on standard 19" network rack or on a wall.</li> <li>▶Cable routing slots &amp; removable power supply holder tray.</li> <li>▶Adjustable tabs &amp; screw mounts for easy hanging/installation.</li> <li>▶Adjustable orientations - horizontal, vertical, angled.</li> </ul>	
CBL-TC55-CHG1-01		Rugged Charging Cable	<ul style="list-style-type: none"> <li>▶Connects to charge contacts on back of RFD8500.</li> <li>▶USB-A connector on power supply side.</li> </ul>	USB Power Supply (PWR-WUA5V6W0WWW / PWRS-124306-01R) or equivalent.



**Communication Cables**

Part Number	Picture	Description	Notes	Required Items
-------------	---------	-------------	-------	----------------





25-MCXUSB-01R		Spare USB Charge/Sync Cable	<ul style="list-style-type: none"> <li>▶Can be used to charge and communicate with RFD8500 from side micro-USB port. It is recommended to use dedicated Charge Cable or Cradle for routine charging though.</li> <li>▶Attaching cable to RFD8500i unit will not charge the TC55, only the RFD8500i.</li> <li>▶RFID tag data transfer <u>not</u> supported via USB.</li> <li>▶Normally ships in box with each RFD8500.</li> <li>▶Micro USB B to USB A connector</li> </ul>	
---------------	---	-----------------------------	---	--









**Misc**

Part Number	Picture	Description	Notes	Required Items
ADP-TC51-100		Adapter Mount for TC51/TC56	<ul style="list-style-type: none"> <li>▶Allows TC51/TC56 to be mounted on top of RFD8500</li> <li>▶Adapter clips on Standard Battery Door which is included with RFD8500</li> <li>▶"Zebra" logo shim on Standard Battery Door needs to be removed for Adapter Mount to clip onto door.</li> <li>▶Will not charge the TC51/TC56.</li> <li>▶Does not support Rugged Boot/Exoskeleton (SG-TC51-EXO1-01)</li> <li>▶Not compatible with RFD8500i models</li> </ul>	
ADP-TC55-100		Adapter Mount for TC55	<ul style="list-style-type: none"> <li>▶Allows TC55 to be mounted on top of RFD8500</li> <li>▶Adapter clips on Standard Battery Door which is included with RFD8500</li> <li>▶"Zebra" logo shim on Standard Battery Door needs to be removed for Adapter Mount to clip onto door.</li> <li>▶Will not charge the TC55 - use RFD8500i for integrated TC55 charging</li> <li>▶Not compatible with RFD8500i models</li> </ul>	
ADP-MC40-100		Adapter Mount for MC40	<ul style="list-style-type: none"> <li>▶Allows MC40 to be mounted on top of RFD8500</li> <li>▶Adapter clips on Standard Battery Door which is included with RFD8500</li> <li>▶"Zebra" logo shim on Standard Battery Door needs to be removed for Adapter Mount to clip onto door.</li> <li>▶Will not charge the MC40</li> <li>▶Not compatible with RFD8500i models</li> </ul>	
KT-IPODTCH-100		Adapter Mount for iPod Touch 5/6	<ul style="list-style-type: none"> <li>▶Allows iPod Touch 5th/6th Generation to be mounted on top of RFD8500</li> <li>▶Quad Lock® case design</li> <li>▶Will not charge the Apple device</li> <li>▶Not compatible with RFD8500i models</li> </ul>	▶Quad-Lock Battery Door (KT-QUADOOR-100)

<p>Additional Quad Lock® cases and adapters (3rd party)</p> <p><a href="#">@+L4f7MMRV)D(3!*W*D?/R*!&gt;</a></p>		<p>Additional Adapter Mounts for other Consumer Devices</p>	<ul style="list-style-type: none"> <li>▶Allows other consumer devices (i.e. iPhone, Samsung Galaxy, etc.) to be mounted on top of RFD8500</li> <li>▶Other Zebra devices (i.e. TC7X) may be able to use the Quad Lock Universal Adapter which adheres to the device and will allow it to attach to the RFD8500.</li> <li>▶Quad Lock® case design</li> <li>▶Will not charge the consumer device</li> <li>▶Not compatible with RFD8500i models</li> </ul>	<ul style="list-style-type: none"> <li>▶Quad-Lock Battery Door (KT-QUADOOR-100)</li> </ul>
<p>SG-8500-HSTRPH-01</p>		<p>Spare Lanyard</p>	<ul style="list-style-type: none"> <li>▶Attaches to tether point on bottom of pistol handle</li> <li>▶Gray color</li> <li>▶Normally ships in box with each RFD8500.</li> </ul>	

**Power Cords/Power Supplies**


Part Number	Picture	Description	Notes	Required Items
<p>PSP4U (3rd party)</p> <p><a href="http://www.portsmith.com">http://www.portsmith.com</a></p>		<p>Spider Cable 4-Port USB Charger</p>	<ul style="list-style-type: none"> <li>▶Can connect directly to up to RFD8500 USB port</li> <li>▶Attaching cable to RFD8500i unit will not charge the TC55, only the RFD8500i.</li> <li>▶USB Micro-B connectors</li> <li>▶Regulated Power - built in power conditioning, and regulation, the PSP4U will ensure that your USB devices are provided clean power. In the case where a device creates a fault, the PSP4U will prevent over current draw and will indicate a fault with a red LED.</li> <li>▶Fast Charging for All - provides 1.2A per leg, not distributed across all four. This means all your devices will charge faster, and will every time, regardless of how devices are plugged into the PSP4U.</li> <li>▶Consolidated Power - maximizes charging utility per wall outlet as well as valuable desktop space.</li> <li>▶Includes Power Supply and Line Cord</li> </ul>	
<p>CBL-DC-388A1-01</p>		<p>DC Power Cord</p>	<ul style="list-style-type: none"> <li>▶Used along with Power Supply PWR-BGA12V50W0WW to power RFD8500i Single Slot Cradles and Universal Cradle.</li> <li>▶Cable length is 1.8 meters</li> </ul>	
<p>25-122026-02R</p>		<p>2-Way Power Cable</p>	<ul style="list-style-type: none"> <li>▶Used to power two Single Slot Chargers for RFD8500i (CRD1S-RFD8500-1R) from one power supply (PWR-BGA12V50W0WW).</li> <li>▶Has a longer barrel jack and retention feature (compared to 25-122026-01R) to ensure a good connection to the cradle.</li> </ul>	
<p>PWR-BGA12V50W0WW</p>		<p>Power Supply</p>	<ul style="list-style-type: none"> <li>▶Used to power RFD8500i Single Slot Cradles and Universal Cradle.</li> <li>▶100-240 VAC, 12V, 4.16A, 50W</li> <li>▶Provides US DOE Level VI compliance for power efficiency.</li> <li>▶Replaces PWRS-14000-148R and PWRS-14000-148C</li> </ul>	<p>DC Line Cord (CBL-DC-388A1-01) and AC Line Cord (23844-00-00R)</p>

KIT-PWR-12V50W		Power Supply Kit	<ul style="list-style-type: none"> <li>Includes Power Supply (PWR-BGA12V50W0WWW) and DC Line Cord (CBL-DC-388A1-01)</li> <li>Used to power RFD8500i Single Slot Cradles and Universal Cradle.</li> </ul>	AC Line Cord (23844-00-00R)
PWRS-14000-148C		Power Supply with integrated DC Cord (for RFD8500 cradle)	<ul style="list-style-type: none"> <li>Has additional ferrite from KT-14000-148R to provide additional noise suppression.</li> <li>Used to power Universal Cradle (for RFD8500)</li> <li>100-240 VAC, 12VDC, 3.33A</li> <li>Energy Star Compliant</li> <li>To be discontinued 2/2017, now use PWR-BGA12V50W0WWW and CBL-DC-388A1-01.</li> </ul>	AC Line Cord (23844-00-00R)
CBL-DC-381A1-01		DC Power Cord	<ul style="list-style-type: none"> <li>Used with Power Supply PWR-BGA12V108W0WWW to power 4-Slot Charger for RFD8500i (CRD4S-RFD8500-1R) OR 4-Slot Charger for RFD8500 and TC51 (CRD4S-RFD8500-2R).</li> <li>This cable does not include the black extension release latch which is not required when used on Multi-Slot ShareCradles.</li> </ul>	
CBL-DC-382A1-01		DC Power Cord	<ul style="list-style-type: none"> <li>Used with Power Supply PWR-BGA12V108W0WWW to power 4-Slot Charger for RFD8500i (CRD4S-RFD8500-1R) OR 4-Slot Charger for RFD8500 and TC51 (CRD4S-RFD8500-2R).</li> <li>Cable has black extension tab for releasing the cable from the back of the cradle. This isn't required when using Multi-Slot ShareCradles.</li> <li>NOTE: CBL-DC-381A1-01 is the recommended cable to be used.</li> </ul>	
CBL-DC-380A1-01		4-Way Power Cable	<ul style="list-style-type: none"> <li>Used with Power Supply PWR-BGA12V108W0WWW for powering up to four Single Slot Chargers for RFD8500i (CRD1S-RFD8500-1R)</li> </ul>	
PWR-BGA12V108W0WWW		Power Supply	<ul style="list-style-type: none"> <li>Used to power multi-slot cradles.</li> <li>100-240 VAC, 12V, 9A, 108W</li> <li>Provides US DOE Level VI compliance for power efficiency.</li> <li>Replaces PWRS-14000-241R</li> </ul>	DC Power Cable (CBL-DC-382A1-01) or 4-Way Power Cable (CBL-DC-380A1-01) and 23844-00-00R
23844-00-00R		AC Line Cord	Used to power Cradles	
PWR-WUA5V6W0WWW		USB Power Supply	<ul style="list-style-type: none"> <li>Includes four international plugs for use in US, UK, EU, and AU. Additional plugs can be purchased separately for other countries.</li> <li>5.2V, 1.2A, 6W output</li> <li>Provides US DOE Level VI compliance for power efficiency</li> </ul>	Micro USB Cable (25-MCXUSB-01R)

CN-000803-01		<u>Spare/Replacement</u> USB Power Supply AC Clip for Australia (AUS)	<ul style="list-style-type: none"> <li>▶This AC Clip is normally included with PWR-WUA5V6W0WW</li> <li>▶2 pin Australia plug</li> </ul>	USB Power Supply (PWR-WUA5V6W0WW)
CN-000803-02		USB Power Supply AC Clip for Argentina (ARG)		USB Power Supply (PWR-WUA5V6W0WW)
CN-000803-03		USB Power Supply AC Clip for Korea (KOR)		USB Power Supply (PWR-WUA5V6W0WW)
CN-000803-04		<u>Spare/Replacement</u> USB Power Supply AC Clip for US (US)	<ul style="list-style-type: none"> <li>▶This AC Clip is normally included with PWR-WUA5V6W0WW</li> <li>▶2 pin US plug</li> </ul>	USB Power Supply (PWR-WUA5V6W0WW)
CN-000803-05		<u>Spare/Replacement</u> USB Power Supply AC Clip for Europe (EU)	<ul style="list-style-type: none"> <li>▶This AC Clip is normally included with PWR-WUA5V6W0WW</li> </ul>	USB Power Supply (PWR-WUA5V6W0WW)
CN-000803-06		<u>Spare/Replacement</u> USB Power Supply AC Clip for UK (UK)	<ul style="list-style-type: none"> <li>▶This AC Clip is normally included with PWR-WUA5V6W0WW</li> </ul>	USB Power Supply (PWR-WUA5V6W0WW)
CN-000803-07		USB Power Supply AC Clip for China (CHN)	<ul style="list-style-type: none"> <li>▶straight pins China plug</li> </ul>	USB Power Supply (PWR-WUA5V6W0WW)
CN-000803-08		USB Power Supply AC Clip for Brazil (BRA)	<ul style="list-style-type: none"> <li>▶2 pin Brazil plug</li> </ul>	USB Power Supply (PWR-WUA5V6W0WW)
CN-000803-09		USB Power Supply AC Clip for India (IND)		USB Power Supply (PWR-WUA5V6W0WW)

## Batteries

Part Number	Picture	Description	Notes	Required Items
BTRY-TC55-44MA1-01 BTRY-TC55-44BR1-01 (for Brazil) BTRY-TC55-44MA1-10 (10 pack)		RFD8500/TC55 Spare 1.5X Battery (4410 mAh)	<ul style="list-style-type: none"> <li>▶This is the standard battery that is included with each RFD8500 unit.</li> <li>▶Provides 5-6 hours of continuous usage.</li> </ul>	
BTRY-TC55-29MA1-01 BTRY-TC55-29BR1-01 (for Brazil) BTRY-TC55-29MA1-10 (10 pack)		RFD8500/TC55 1X Battery (2940 mAh)	<ul style="list-style-type: none"> <li>▶Optional battery for RFD8500 for customers looking for a lighter weight device.</li> <li>▶Does not decrease physical dimensions of RFD8500, just its weight.</li> </ul>	
KT-STDDOOR-100		Spare Standard Battery Door	<ul style="list-style-type: none"> <li>▶Normally included in box with RFD8500</li> <li>▶Not compatible with RFD8500i models</li> </ul>	

KT-QUADOOR-100		Quad Lock® Battery Door	<ul style="list-style-type: none"> <li>▶Allows Quad Lock® design device cases to be attached to RFD8500</li> <li>▶Used instead of Standard Battery Door when using Quad Lock® device adapters</li> <li>▶Not compatible with RFD8500i models</li> </ul>	<ul style="list-style-type: none"> <li>▶Quad Lock® case (i.e. KT-IPODTCH-100) or similar</li> </ul>
----------------	---	-------------------------	--	---