

## Wall-Mount Bracket - 12U

WALLMNT12



| product may vary from photos

FR: Guide de l'utilisateur - [fr.startech.com](http://fr.startech.com)  
DE: Bedienungsanleitung - [de.startech.com](http://de.startech.com)  
ES: Guía del usuario - [es.startech.com](http://es.startech.com)  
NL: Gebruiksaanwijzing - [nl.startech.com](http://nl.startech.com)  
PT: Guia do usuário - [pt.startech.com](http://pt.startech.com)  
IT: Guida per l'uso - [it.startech.com](http://it.startech.com)

For the latest information, technical specifications, and support for this product, please visit [www.StarTech.com/WALLMNT12](http://www.StarTech.com/WALLMNT12).

## Warning statements

Make sure to assemble this product according to the instructions. Failure to do so might result in personal injury or property damage.

Make sure that the weight of the equipment doesn't exceed the weight capacity of this product. If you exceed the weight capacity, you might experience personal injury or damage to the equipment. This product can support the following weight: 56 kg (125 lb.).

Never operate this product if parts are missing or damaged.

Wall structure varies, and it's important to make sure that the type of wall structure and mounting hardware that you're using will properly support the mounted equipment. Failure to do so may result in personal injury or equipment damage. The wall structure should be capable of supporting at least four times the weight of the mounted equipment.

The mounting hardware included with this product might not be adequate for some wall structures. If you lack the necessary expertise to attach this product to the wall structure that you're using, contact a construction professional to install the wall mount or to provide speci c mounting instructions for your wall structure.

## Dichiarazioni di avvertenza

Assemblare il prodotto rispettando le istruzioni. Il mancato rispetto delle istruzioni potrebbe causare danni a persone o proprietà.

Veri care che il peso dell'attrezzatura non superi la capacità di supporto del prodotto. In caso di superamento della capacità di supporto potrebbero veri casi danni a persone o apparecchiature. Il prodotto è in grado di supportare i seguenti pesi: 56 kg.

Non utilizzare il prodotto in presenza di parti mancanti o danneggiate.

Le caratteristiche dei muri sono variabili ed è importante veri care che la struttura muraria e hardware di montaggio in uso siano in grado di supportare adeguatamente le apparecchiature montate. Il mancato rispetto delle istruzioni potrebbe causare danni a persone o proprietà. La struttura muraria deve essere in grado di supportare un peso almeno quattro volte superiore a quello dell'apparecchiatura montata.

L'hardware di montaggio incluso con il prodotto potrebbe non essere adeguato ad alcune strutture murarie. Se l'utente non dispone delle competenze necessarie per agganciare il prodotto alla struttura muraria in uso, dovrà contattare un professionista edile per installare il supporto a parete o ottenere istruzioni di montaggio per la struttura muraria in uso.

## Avertissements

Assemblez ce produit conformément aux instructions. Si vous ne respectez pas ces instructions, vous risquez de vous blesser ou d'endommager l'équipement.

Véri ez que le poids de l'équipement ne dépasse pas la capacité pondérale du produit. Si vous dépassez la capacité pondérale, vous risquez des blessures corporelles ou des dommages matériels. Ce produit peut supporter de 56 kg.

N'utilisez pas ce produit si des pièces sont endommagées ou manquantes.

Les structures des murs varient. Vous devez impérativement véri er que le type de mur et le matériel de fixation que vous utilisez permettent de soutenir correctement l'équipement. Dans le cas contraire, vous risquez des blessures corporelles ou des dommages matériels. La structure du mur doit pouvoir supporter au moins quatre fois le poids de l'équipement monté.

Le matériel de fixation inclus avec ce produit n'est pas forcément approprié pour toutes les structures de murs. Si vous ne disposez pas des compétences nécessaires pour installer ce produit au mur, contactez un professionnel à qui n'oubliez pas d'installer le support mural ou qui vous fournisse les instructions de montage spéci ques à votre structure de mur.

## Warnhinweise

Montieren Sie dieses Produkt gemäß den Anweisungen. Andernfalls kann dies zu Verletzungen von Personen oder Schäden an Eigentümern führen.

Das Gewicht des Ausrüstung darf die zulässige Traglast des Produkts nicht überschreiten. Wenn die Traglast überschritten wird, kann dies zu Verletzungen von Personen oder Schäden an Geräten führen. Dieses Produkt ist für folgendes Gewicht geeignet: 56 kg.

Das Produkt darf nicht bedient werden, wenn Teile fehlen oder beschädigt sind.

Wandstrukturen unterscheiden sich, und es muss sichergestellt werden, dass die Wand und das verwendete Montagematerial das montierte Gerät halten kann. Andernfalls kann dies zu Verletzungen von Personen und/oder Schäden an Geräten führen. Die Wand muss mindestens das Vierfache des Gewichts des montierten Geräts halten können.

Das mitgelieferte Montagematerial ist möglicherweise nicht für jede Wand geeignet. Wenn Ihnen die nötigen Fachkenntnisse zum Anbringen dieses Produkts an einer Wand fehlen, lassen Sie einen Fachmann den Wandhalter anbringen, oder lassen Sie sich von einem Fachmann Montageanweisungen für Ihre Wand erteilen.

## Waarschuwingen

Zorg dat dit product volgens de instructies in elkaar wordt gezet. Indien dit niet goed gebeurt kan lichamelijk letsel of materiële schade ontstaan.

Zorg dat het gewicht van de apparatuur de maximale capaciteit van dit product niet overschrijdt. Als u de gewichtscapaciteit overschrijdt, kan persoonlijk letsel of schade aan de apparatuur ontstaan. Dit product ondersteunt het volgende gewicht: 56 kg.

Gebruik dit product nooit als er onderdelen ontbreken of beschadigd zijn.

Omdat wanden verschillen, is het belangrijk dat u ervoor zorgt dat het type wandstructuur en de montagemiddelen die u gebruikt de gemonteerde apparatuur goed ondersteunen. Indien u dit niet doet kan lichamelijk letsel of schade aan de apparatuur ontstaan. De wandstructuur moet voldoende zijn om ten minste vier keer het gewicht van de gemonteerde apparatuur te ondersteunen.

De bij dit product geleverde montagemiddelen kunnen niet geschikt zijn voor sommige wandstructuren. Als u onvoldoende kennis hebt om dit product aan de deur u gebruikt wandstructuur te bevestigen, neem dan contact op met een bouwkundige om de steun aan de muur te installeren of speci eke wandstructuur-instructies voor uw wandstructuur te geven.

## Varningsmeddelanden

Se till att du monterar produkten i enlighet med instruktionerna. Om du inte gör det kan skada på person eller egendom uppstå.

Se till att utrustningen vikt inte överstiger produktens viktkapacitet. Om viktkapaciteten överstigs kan skada på person eller utrustning uppstå. Denna produkt är avsedd för följande vikt: 56 kg.

Använd aldrig produkten om delar saknas eller är skadade.

Eftersom väggstruktur varierar är det viktigt att kontrollera att väggstrukturen och monteringsutrustningen som du använder klarar av den monterade utrustningen. Om du inte gör det kan skada på person och/eller utrustning uppstå. Väggstrukturen ska kunna klara av minst fyra gånger vikten av den monterade utrustningen.

Monteringsutrustningen som medföljer produkten kanske inte är lämplig för vissa väggstrukturer. Om du saknar nödvändig kunskap för att installera produkten på väggstrukturen som du använder, kontakta en professionell konstruktör för att installera väggmonteringen eller för att ge speci ka monteringsinstruktioner för din väggstruktur.

## Mensagens de aviso

Certi que se de que monta este produto de acordo com as instruções. O incumprimento pode resultar em ferimentos pessoais ou danos de propriedade.

Certi que se de que o peso do equipamento não excede a capacidade de peso deste produto. Se exceder a capacidade de peso, pode sofrer ferimentos pessoais ou danos ao equipamento. Este produto pode suportar o seguinte peso: 56 kg.

Nunca opere este produto se faltarem peças ou estas estiverem danificadas.

As estruturas de parede variam e é importante certi car-se de que o tipo de estrutura de parede e hardware de montagem que está a usar irá suportar devidamente o equipamento montado. O incumprimento pode resultar em ferimentos pessoais ou danos ao equipamento. A estrutura de parede deve ser capaz de suportar pelo menos quatro vezes o peso do equipamento montado.

O hardware de montagem incluído com este produto pode não ser adequado para algumas estruturas de parede. Se não tiver o conhecimento necessário para ar este produto à estrutura de parede que está a usar, contacte um pro sional de construção para fazer a instalação em parede ou para fornecer instruções de montagem especi cas para a sua estrutura de parede.

## Advertencias de uso

Asegúrese de ensamblar este producto según las instrucciones. De lo contrario, pueden producirse lesiones personales o daños en la propiedad.

Asegúrese de que el peso del equipo no exceda la capacidad de carga de este producto. Si se excede dicha capacidad se podrían producirse lesiones personales o daños al equipo. Este producto tiene la siguiente capacidad de carga: 56 kilogramos.

Nunca opere o ponga en funcionamiento este producto si faltan piezas o hay daños en las mismas.

Las estructuras de las paredes pueden variar y, por tanto, es importante determinar con certeza que el tipo de estructura de la pared y el hardware de montaje que se va a utilizar puedan soportar debidamente el equipo. De lo contrario, se pueden producir lesiones personales o daños en el mismo. La estructura de la pared debe ser capaz de soportar al menos cuatro veces el peso del componente instalado.

El hardware de montaje incluido con este producto puede no ser adecuado para algunas estructuras de pared. Si no tiene la experiencia u cliente para ar este producto a la estructura de la pared correspondiente, póngase en contacto con un profesional de la construcción para instalar el soporte de pared o para que le proporcione las instrucciones especi cas de montaje para su estructura de pared.


# Table of Contents

Warnings .....	i
<b>Introduction .....</b>	<b>1</b>
Product diagrams .....	1
Package contents .....	3
<b>Installation .....</b>	<b>3</b>
<b>Technical support .....</b>	<b>4</b>
<b>Warranty information .....</b>	<b>4</b>

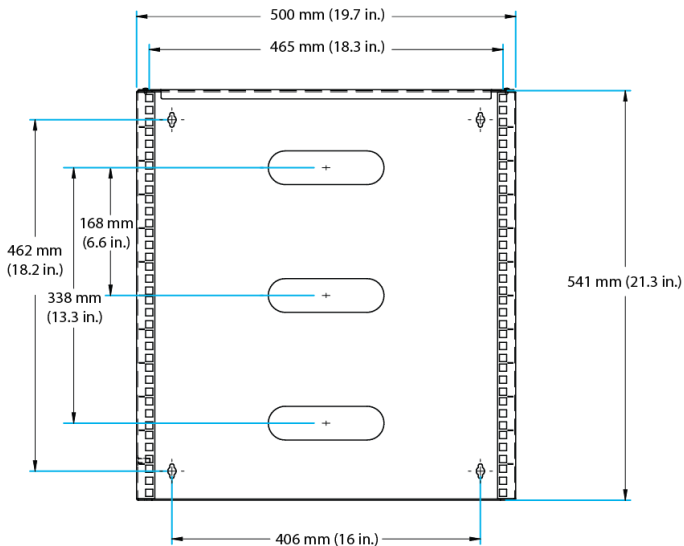
# Introduction

You can use the WALLMNT12 to wall-mount shallow equipment, such as patch panels or network switches. The wall-mount bracket features a sturdy steel construction, and is 12Us high. The WALLMNT12 comes assembled with a stabilizing bracket.


## Product diagrams



## Front view



## View looking down on WALLMNT12



## Package contents

- 1 x wall-mount bracket
- 36 x M5 cage nuts
- 36 x M5 screws with washers
- 1 x M6 K-nut
- 6 x wood screws
- 1 x instruction manual

## Installation

The WALLMNT12 ships assembled, so all you have to do is wall-mount the bracket and install your equipment.

**Warning!** Before you mount the wall shelf, make sure that the mounting surface is sturdy enough to support the weight of the WALLMNT12 plus the weight of the equipment that you intend to install into the rack.

The weight capacity of the WALLMNT12 is 56 kg (125 lb.).

1. Wood screws are provided with the WALLMNT12, but the wood screws may not be the appropriate mounting hardware for the type of wall you're using. Select the mounting hardware that is appropriate for the material and condition of your mounting surface.
2. Hold the wall-mount bracket against the wall and insert the mounting hardware through the four mounting holes in the WALLMNT12 and screw them into the wall.

**Warning!** The WALLMNT12 features four mounting holes and you must use all four of the mounting holes when you attach the WALLMNT12 to the wall.

3. Use the M5 cage nuts and M5 screws with washers to install your equipment in the wall-mount bracket.

# Technical support

StarTech.com's lifetime technical support is an integral part of our commitment to provide industry-leading solutions. If you ever need help with your product, visit [www.startech.com/support](http://www.startech.com/support) and access our comprehensive selection of online tools, documentation, and downloads.

For the latest drivers/software, please visit [www.startech.com/downloads](http://www.startech.com/downloads)

## Warranty information

This product is backed by a lifetime warranty.

StarTech.com warrants its products against defects in materials and workmanship for the periods noted, following the initial date of purchase. During this period, the products may be returned for repair, or replacement with equivalent products at our discretion. The warranty covers parts and labor costs only. StarTech.com does not warrant its products from defects or damages arising from misuse, abuse, alteration, or normal wear and tear.

### Limitation of Liability

In no event shall the liability of StarTech.com Ltd. and StarTech.com USA LLP (or their officers, directors, employees or agents) for any damages (whether direct or indirect, special, punitive, incidental, consequential, or otherwise), loss of profits, loss of business, or any pecuniary loss, arising out of or related to the use of the product exceed the actual price paid for the product. Some states do not allow the exclusion or limitation of incidental or consequential damages. If such laws apply, the limitations or exclusions contained in this statement may not apply to you.

### Use of Trademarks, Registered Trademarks, and other Protected Names and Symbols

This manual may make reference to trademarks, registered trademarks, and other protected names and/or symbols of third-party companies not related in any way to StarTech.com. Where they occur these references are for illustrative purposes only and do not represent an endorsement of a product or service by StarTech.com, or an endorsement of the product(s) to which this manual applies by the third-party company in question. Regardless of any direct acknowledgement elsewhere in the body of this document, StarTech.com hereby acknowledges that all trademarks, registered trademarks, service marks, and other protected names and/or symbols contained in this manual and related documents are the property of their respective holders.

Hard-to-find made easy. At StarTech.com, that isn't a slogan. It's a promise.

StarTech.com is your one-stop source for every connectivity part you need. From the latest technology to legacy products — and all the parts that bridge the old and new — we can help you find the parts that connect your solutions.

We make it easy to locate the parts, and we quickly deliver them wherever they need to go. Just talk to one of our tech advisors or visit our website. You'll be connected to the products you need in no time.

Visit [www.startech.com](http://www.startech.com) for complete information on all StarTech.com products and to access exclusive resources and time-saving tools.

*StarTech.com is an ISO 9001 Registered manufacturer of connectivity and technology parts. StarTech.com was founded in 1985 and has operations in the United States, Canada, the United Kingdom and Taiwan servicing a worldwide market.*