

Component to HDMI® Video Converter with Audio

CPNTA2HDMI



*actual product may vary from photos

DE: Bedienungsanleitung - de.startech.com

FR: Guide de l'utilisateur - fr.startech.com

ES: Guía del usuario - es.startech.com

IT: Guida per l'uso - it.startech.com

NL: Gebruiksaanwijzing - nl.startech.com

PT: Guia do usuário - pt.startech.com

For the most up-to-date information, please visit: www.startech.com

FCC Compliance Statement

This equipment has been tested and found to comply with the limits for a Class B digital device, pursuant to part 15 of the FCC Rules. These limits are designed to provide reasonable protection against harmful interference in a residential installation. This equipment generates, uses and can radiate radio frequency energy and, if not installed and used in accordance with the instructions, may cause harmful interference to radio communications. However, there is no guarantee that interference will not occur in a particular installation. If this equipment does cause harmful interference to radio or television reception, which can be determined by turning the equipment off and on, the user is encouraged to try to correct the interference by one or more of the following measures:

- Reorient or relocate the receiving antenna.
- Increase the separation between the equipment and receiver.
- Connect the equipment into an outlet on a circuit different from that to which the receiver is connected.
- Consult the dealer or an experienced radio/TV technician for help.

Use of Trademarks, Registered Trademarks, and other Protected Names and Symbols

This manual may make reference to trademarks, registered trademarks, and other protected names and/or symbols of third-party companies not related in any way to StarTech.com. Where they occur these references are for illustrative purposes only and do not represent an endorsement of a product or service by StarTech.com, or an endorsement of the product(s) to which this manual applies by the third-party company in question. Regardless of any direct acknowledgement elsewhere in the body of this document, StarTech.com hereby acknowledges that all trademarks, registered trademarks, service marks, and other protected names and/or symbols contained in this manual and related documents are the property of their respective holders.

Table of Contents

Introduction	1
Features	1
Package Contents	1
Hardware Guide	2
Front Panel.....	2
Rear Panel	2
Speci cations	3
Installation & Connection	4
To Front Panel.....	4
To Rear Panel.....	4
Technical Support	5
Warranty Information	5

Introduction

Thank you for purchasing a StarTech.com Converge AV Component with Audio to HDMI Format Converter. This innovative device offers a simple, cost-effective way to convert analog component video (YPbPr and YCbCr) and audio (digital or analog) to HDMI, with support for resolutions of up to 1080p, and 5.1 channel audio.

Features

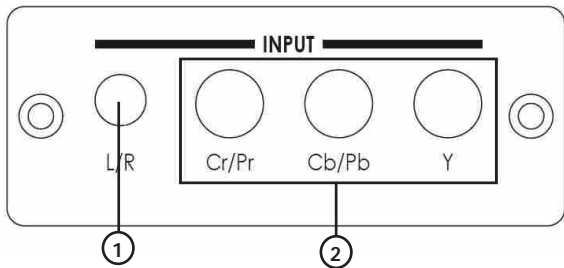
- Compliant with HDMI 1.2/HDCP 1.1/DVI 1.0
- Supports a maximum resolution of 1080p
- Supports digital and analog audio input
- Supports stand and high definition video output

Package Contents

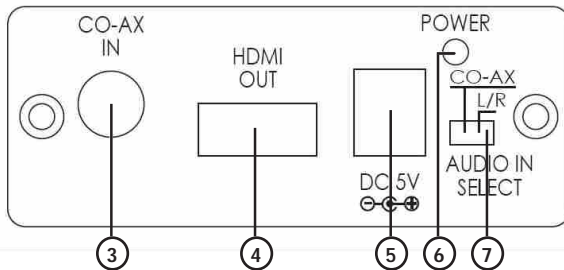
- 3' RCA Cable 1 x Power Adapter
- Power Adapter
- RCA plus Audio to HDMI Converter
- Instruction Manual

Hardware Guide

Front Panel



Rear Panel



1. L/R Audio Input:

Connect the L/R audio input port to the audio output port of the device you wish to connect (e.g. DVD Player, Set Top Box, etc.)

2. YPbPr/YCbCr Input:

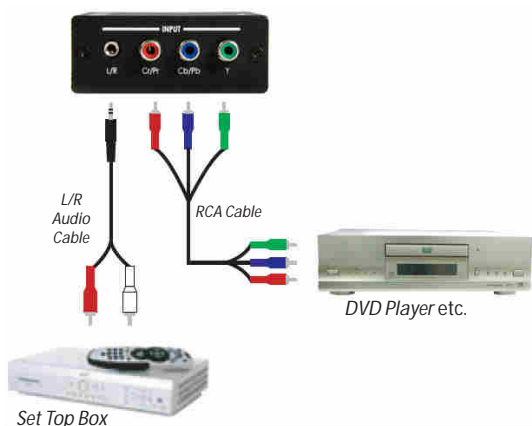
Connect the YPbPr/YCbCr input (3 RCA) ports to the video output ports of the device you wish to connect (e.g. DVD Player, Set Top Box)

3. **CO-AX Input:**
Connect the *CO-AX IN* (coaxial audio input) port to the audio output port of the device you wish to connect (e.g. DVD Player, Set Top Box) using coaxial cable.
4. **HDMI Output:**
Connect the *HDMI OUT* (output) port to the HDMI input of an HDMI display.
5. **Power:**
Plug the 5VDC power supply into the unit and connect the adapter to AC wall outlet.
6. **POWER LED Indicator:**
The LED will illuminate when the power is connected.
7. **AUDIO IN Selection:**
Select the *AUDIO IN* (input) source between L/R and Coax inputs.

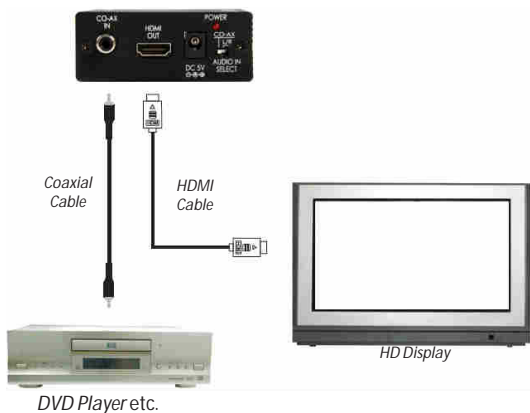
Specifications

DVI Version	DVI 1.0
HDCP	HDCP 1.1
HDMI Version	HDMI 1.2
Maximum Resolution	1080p @ 60Hz
Power	5V DC
Input Connectors	1 x 3.5mm analog audio (two channel) 1 x Digital Coax Audio 3 x Component RCA (YPbPr/YCbCr)
Output Connectors	1 x HDMI Connector

Installation & Connection To Front Panel



To Rear Panel



Technical Support

StarTech.com's lifetime technical support is an integral part of our commitment to provide industry-leading solutions. If you ever need help with your product, visit www.startech.com/support and access our comprehensive selection of online tools, documentation, and downloads.

For the latest drivers/software, please visit www.startech.com/downloads

Warranty Information

This product is backed by a two year warranty.

In addition, StarTech.com warrants its products against defects in materials and workmanship for the periods noted, following the initial date of purchase. During this period, the products may be returned for repair, or replacement with equivalent products at our discretion. The warranty covers parts and labor costs only. StarTech.com does not warrant its products from defects or damages arising from misuse, abuse, alteration, or normal wear and tear.

Limitation of Liability

In no event shall the liability of StarTech.com Ltd. and StarTech.com USA LLP (or their officers, directors, employees or agents) for any damages (whether direct or indirect, special, punitive, incidental, consequential, or otherwise), loss of profits, loss of business, or any pecuniary loss, arising out of or related to the use of the product exceed the actual price paid for the product. Some states do not allow the exclusion or limitation of incidental or consequential damages. If such laws apply, the limitations or exclusions contained in this statement may not apply to you.

Hard-to-find made easy. At StarTech.com, that isn't a slogan. It's a promise.

StarTech.com is your one-stop source for every connectivity part you need. From the latest technology to legacy products — and all the parts that bridge the old and new — we can help you find the parts that connect your solutions.

We make it easy to locate the parts, and we quickly deliver them wherever they need to go. Just talk to one of our tech advisors or visit our website. You'll be connected to the products you need in no time.

Visit www.startech.com for complete information on all StarTech.com products and to access exclusive resources and time-saving tools.

StarTech.com is an ISO 9001 Registered manufacturer of connectivity and technology parts. StarTech.com was founded in 1985 and has operations in the United States, Canada, the United Kingdom and Taiwan servicing a worldwide market.