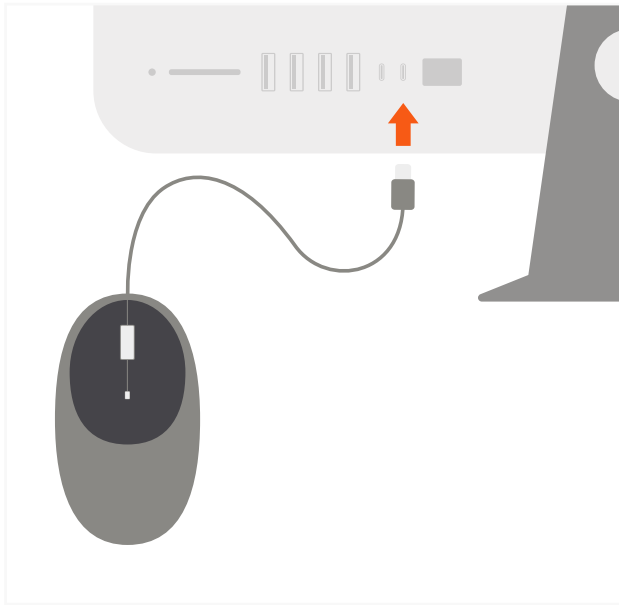



INSTRUCTIONAL GUIDE

C1 WIRED MOUSE

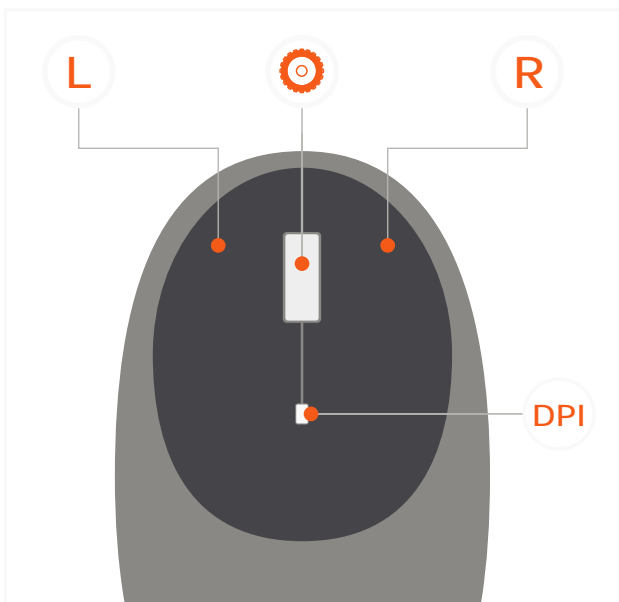
1 Plug the C1 Wired Mouse into a USB-C port on your device.



2 Once plugged in, the mouse will be detected by your device – no extra installation needed.



3 The mouse is equipped with left/right buttons, scroll wheel, and an adjustable DPI button.



4 Click on the adjustable DPI button to scroll through its four levels - 800/1200/2400/3200. Default level is 1200 DPI

