



\* All images in this datasheet are for illustrative purposes only.

## Interactive Digital Board TR3DK-BM

# LG CreateBoard,

## Where Digital Innovation Meets Intuitive Functionality

Genuine Touch & Writing Experience

Easy Connection & Sharing

Security & Compatibility

User Friendly Experience

Remote-control Services



### TR3DK-BM

	Inch	98" / 86" / 75" / 65" / 55"
Display	Native Resolution	3,840 × 2,160 (UHD)
	Brightness (w/o Glass)	440 nit (Max.), 390 nit (Typ.)
Touch	Multi-Touch Point	Max. 40 Points
Software	OS Ver.	Andorid 13 (EDLA) : 24.7~
Connectivity	Input	HDMI (3, HDCP2.2), RGB (1, VGA), Audio (1), RS-232C (1), RJ45 (1, LAN), USB 3.0 Type A (4), USB 2.0 Type A (1), USB Type-C (1, USB-PD, DP-Alt)
	Output	HDMI (1), Audio Out (1, Optical 1 (SPDIF)), Touch USB (2), RJ45 (1, LAN)

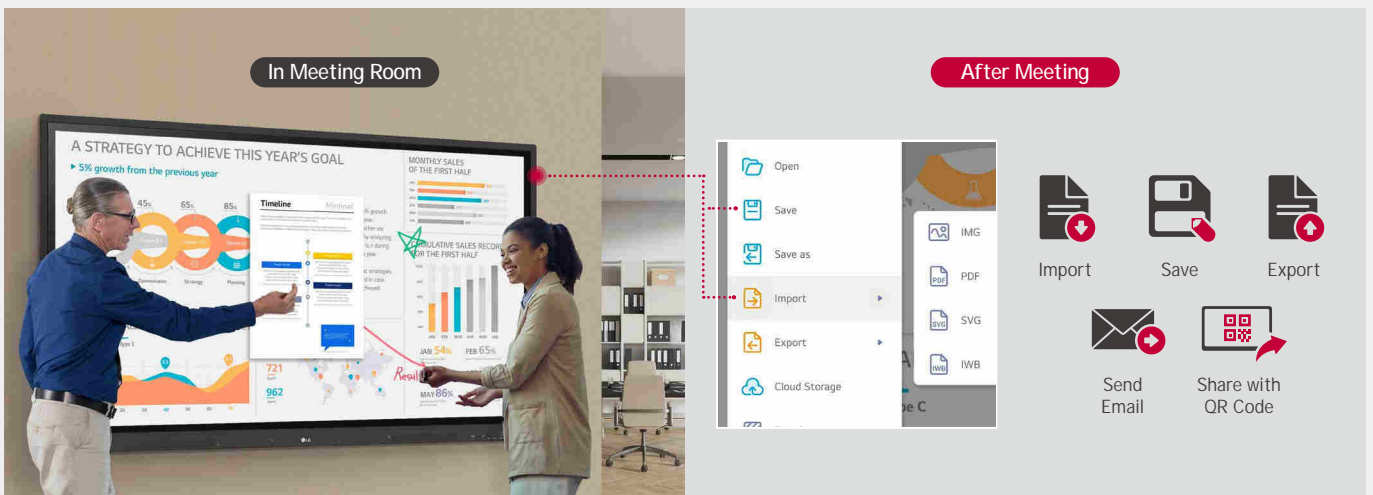
## CREATIVE WHITEBOARD SOLUTION



### Multi-touch

LG CreateBoard can simultaneously detect up to 40 points for multi-touch functionality. With a lifelike board touch experience, it allows people to write and touch at the same time, making it easy to collaborate and share ideas with teammates. This boosts efficient interaction in group activities or meetings.

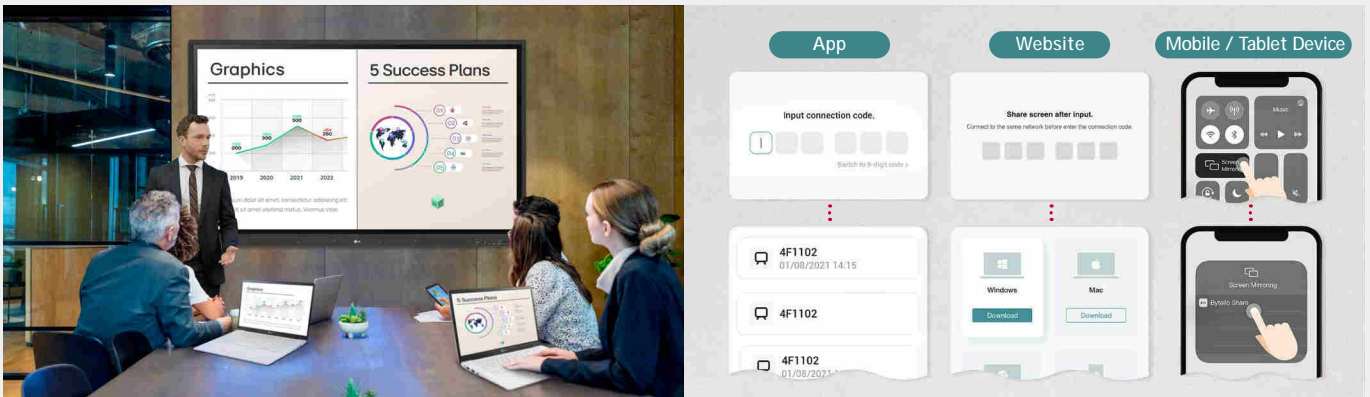
- \* A max of 32 points are recognized in the Android environment, and a max of 40 points are detected in the Windows environment.
- \* Up to 10 points can be recognized in the writing app.



### Easy to Save / Import / Export

LG CreateBoard includes simple import and export functionality. Resources can be saved and imported directly to and from Google Drive or OneDrive, and files can be imported from a USB drive (Users can browse resources saved on USB storage). After the meeting, users can easily save and export content through a simple touch. Additionally, users can directly send it via email to share with others or transfer the data to a personal device by scanning a QR code.

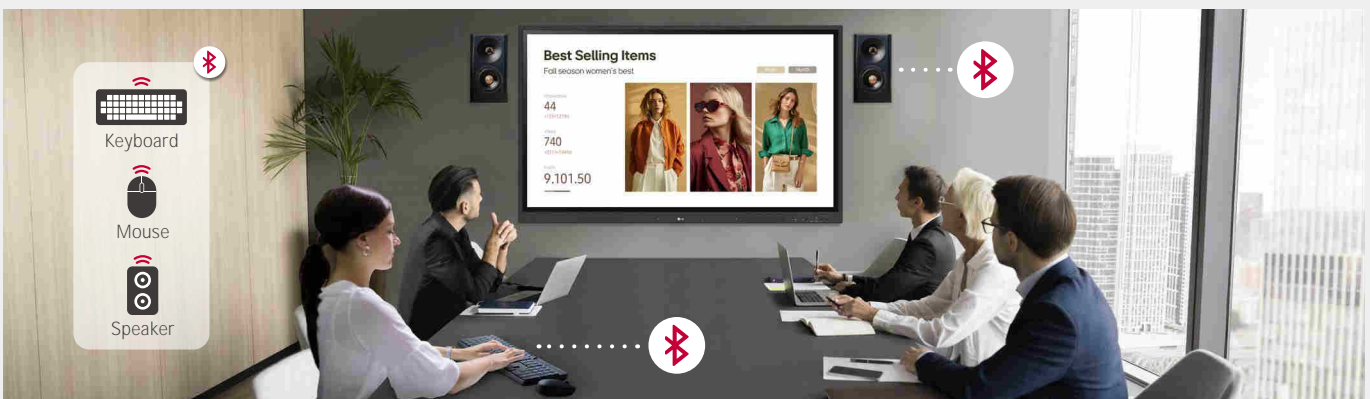
## EASY CONNECTION & SHARING



### Wireless ScreenShare


LG CreateBoard Share enables users to show up to 9 shared screens or a file on a screen in real-time when the LG CreateBoard Share app is installed on the device. Presenters can flip through PPTs remotely and conveniently send photos/videos stored on their device for smoother presentations.

- \* LG CreateBoard also supports app-less sharing for PC (via website) and mobile devices within the same network.
- \* For a more stable connection, we recommend the installation of a dedicated app (LG CreateBoard Share).



### Bluetooth Connectivity

LG CreateBoard supports wireless Bluetooth connections to various devices such as a speaker, mouse, keyboard, etc. This is optimal for building a hybrid environment so that online and offline meetings can proceed smoothly.



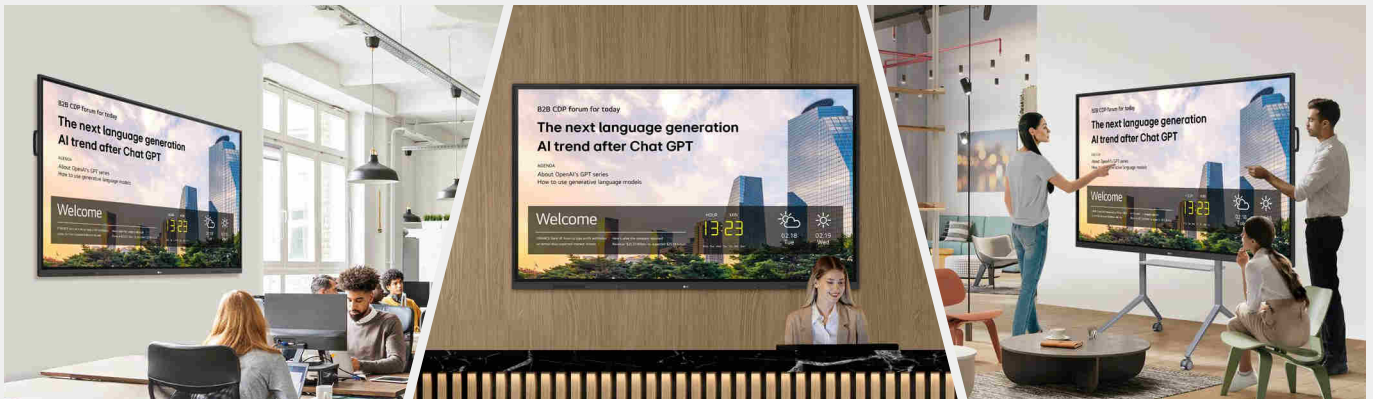
### C-type Connection

USB-C connectivity simplifies connections which enables charging and sending data simultaneously over just one single cable.

- \* USB Type-C cables are sold separately.



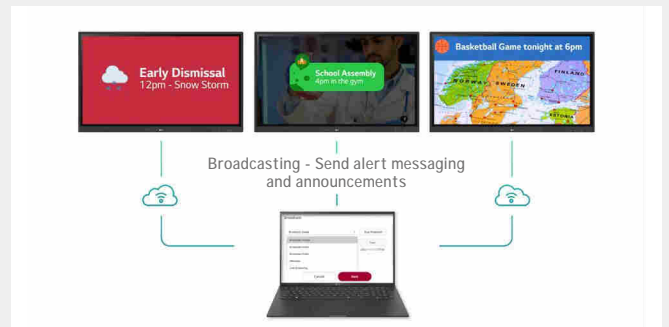
# REMOTE MANAGEMENT SOLUTION



## LG ConnectedCare DMS

LG ConnectedCare DMS is a cloud solution for remotely monitoring, controlling, and managing the status of devices. This feature enables IT managers to operate and manage important resources on operating devices without physically visiting sites.

- \* 'LG ConnectedCare DMS' needs to be purchased separately.
- \* The availability of the 'LG ConnectedCare DMS' service differs by region, so please contact the LG sales representative in your region for more details.
- \* LG ConnectedCare DMS supports TV Signage (UM340E, UR640S), LG CreateBoard (TR3DK, TR3DJ, TR3PJ) and Stretch Signage (105BM5N) as of now (plus more to come) under a cloud environment.





## Remote-control / Scheduling

Frequently used controls such as the power on/off, scheduling, brightness, and screen lock functions can be applied using a remote control.

## Broadcasting / Alert Messaging

Messages and a range of other content can be sent from the main system to individual devices connected to LG ConnectedCare DMS. In case of urgent occasions such as a fire or a natural disaster, alert messages can be distributed manually across the system, which help people promptly take safety action.



## Threshold Settings

Users can set thresholds in eight categories including display temperature, memory usage, or signal, and can receive warning or error notifications based on their threshold settings.

## Monitoring & Fault Diagnosis

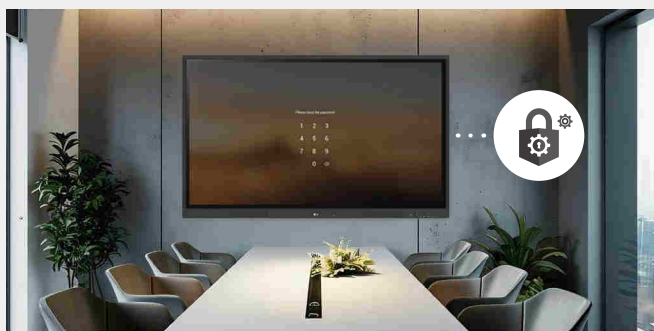
An engineer can check the status in real-time and diagnose problems remotely. Also, the current status of issues can be categorized, allowing for easy viewing and quick responses.

## Issue Management

Remote issue management can be carried out by the LG ConnectedCare DMS solution. This makes management safer and more efficient, facilitating the stable operation of the devices.

\* All images in this datasheet are for illustrative purposes only.

## SECURITY FUNCTION




### Screen Lock

Users can lock the screen using the Screen Lock function, and unlock it by entering a password. Users can set the Screen Lock in the Settings menu to protect the device from unidentified users.



### Secure Mode

LG CreateBoard supports Secure Mode that disables the LG CreateBoard Share function to prevent unauthorized content from being shown on various devices.



### USB Lock Mode

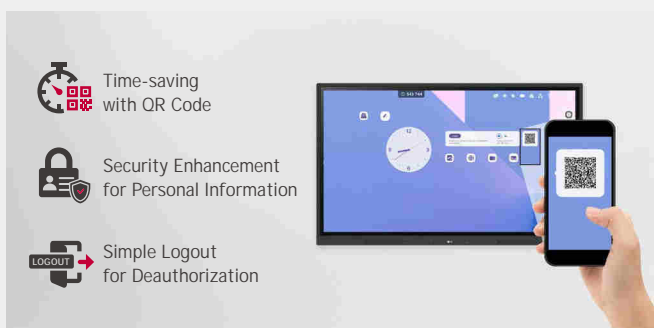
USB Lock Mode is a security measure that helps prevent data from being copied to unauthorized devices, which is essential when being used in spaces where security is critical.



### Auto-remove Files

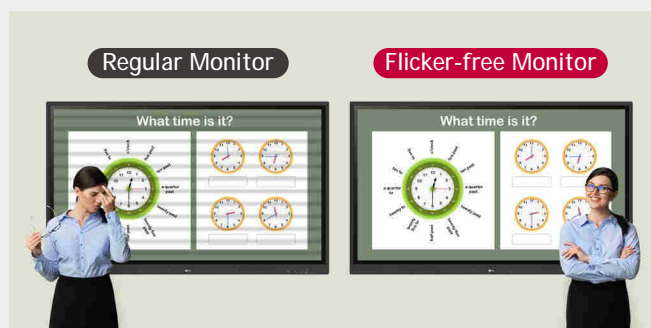
Users can set LG CreateBoard to delete files regularly for enhanced security.

## OTHER FEATURE



### QR Login for Easy Cloud Access


The QR code on the home screen reduces preparation time for meetings by enabling personal device verification. Users can sign up for a variety of apps on the LG CreateBoard including Google Drive and OneDrive with just one QR verification without any additional login process. Once a lesson is finished, users can simply click the Logout button to disconnect, thus the risk of a personal information leak is reduced.



### Advanced Eye-Care


LG CreateBoard has introduced a flicker-free function. With the reduced flickering of the monitor's backlight, users can use the device with more comfort even when using it for a long time.

## OTHER FEATURE



### Front Connectivity Design

LG CreateBoard features front display ports and speakers enabling content to be delivered easier with more immersive sound.



### Built-in OPS Slot

LG CreateBoard supports OPS slots, allowing you to easily and conveniently mount OPS desktop at the back of the LG CreateBoard without the hassle of connecting to an external desktop, offering you more expanded functions.

\* OPS : Open Pluggable Specification



### Smart Viewing

With Smart Viewing function, two or more materials can be displayed on the same screen simultaneously without having to repeat Alt-tab.

\* Multi window mode may not work for some apps.  
\* PIP mode is available for the external source screen.



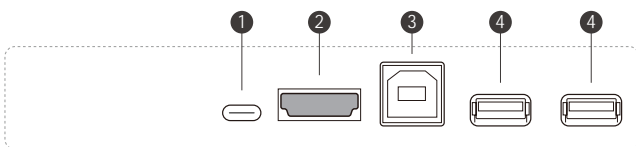
### Power Saving

When a device doesn't receive an external input signal for a specific amount of time set by the user, the device goes into standby mode. Devices can also be automatically turned on or off at specific time or day set by the user, which contributes to save energy.

\* All images in this datasheet are for illustrative purposes only.

## CONNECTIVITY

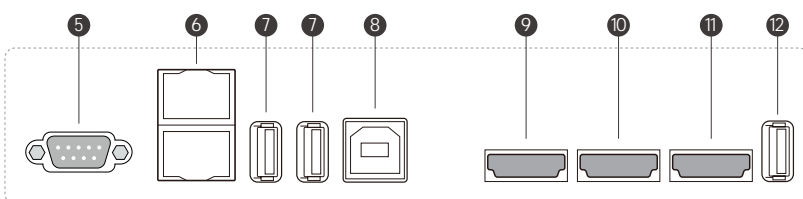
Front



Bottom




Side



- |              |             |              |
|--------------|-------------|--------------|
| 1 USB Type-C | 7 USB 3.0   | 13 SPDIF     |
| 2 HDMI 3     | 8 TOUCH 1   | 14 AUDIO OUT |
| 3 TOUCH 2    | 9 HDMI 1    | 15 AUDIO IN  |
| 4 USB 3.0    | 10 HDMI 2   | 16 VGA       |
| 5 RS-232C    | 11 HDMI OUT | 17 SWITCH    |
| 6 LAN        | 12 USB 2.0  | 18 POWER     |

**DIMENSION** (unit: mm)



Download  
LG C-Display+  
Mobile App  
Google Play Store

- [www.lg.com/global/business/information-display](http://www.lg.com/global/business/information-display)
- [www.youtube.com/c/LGCommercialDisplay](https://www.youtube.com/c/LGCommercialDisplay)
- [www.facebook.com/LGInformationDisplay](https://www.facebook.com/LGInformationDisplay)
- [www.linkedin.com/company/lginformationdisplay](https://www.linkedin.com/company/lginformationdisplay)
- [twitter.com/LG\\_ID\\_HQ](https://twitter.com/LG_ID_HQ)

LG may make changes to specifications and product descriptions without notice. Copyright © 2024 LG Electronics Inc. All rights reserved. "LG Life's Good" is a registered trademark of LG Corp. The names of products and brands mentioned here may be the trademarks of their respective owners.