

ACCESSORIES

1
YEAR
WARRANTY

This glove allows you to attach a wearable computer to the back of your hand. Your hands remain free and you keep a great freedom of movement. Your workflow is smoother & simplified. This wearable computer glove is therefore ideal for any type of activity: order preparation, assembly, shipping, inventory, etc.

The terminal is attached to the glove by velcro, so it can be positioned to fit any hand size. The position of the release button can also be adapted to each user and is held in place with an elastic band.

Thin & light design with 30% cotton, the glove is comfortable and designed for daily use. The inner material, which is in direct contact with the skin, is OEKO-TEX[®] certified. The glove is attached with a stretchy velcro strap that can be adjusted to fit all hand sizes. It is available in 2 models: right & left handed.



UNIVERSAL GLOVE FOR WEARABLE COMPUTER

Ref. 001087-Right-handed / 001088-Left-handed



Weight : 17 g | Dimensions : 200 x 140x 20 mm

**To know the compatibility list, contact us*



UNIVERSAL GLOVE FOR WEARABLE COMPUTER

1
YEAR
WARRANTY

Ergonomic



Breathable and space saving

Secure hold of the device



Velcro tongue and elastic loop for the trigger
Velcro material on top

Convenient

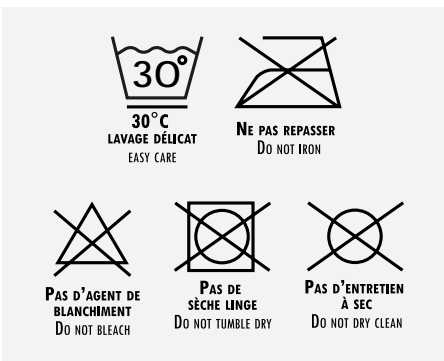


Anti-return tab on the holding strap

Available in Left and Right handed versions



Washing instructions



50 washings

SPECIFICATIONS

Ref	Product	EAN Code	SPCB Quantity	PCB Quantity	Composition
001087	Universal Glove for Wearable Computer - Right-handed - PACK x5	3700992528847	10	50	5 glove
001088	Universal Glove for Wearable Computer - Left-handed - PACK x5	3700992528854	10	50	5 glove

datacapture.mobiliscase.com



@MOBILIS DataCapture



@Mobiliscase DataCapture



@Mobiliscase



@Mobiliscase

MOBILISDATA CAPTURE®, les logos MOBILISDATA CAPTURE® (logo MOBILIS DATA CAPTURE®, logo MOBILIS® DC et logo M), et tout autre signe distinctif apparaissant sur ce document sont des marques exploitées ou enregistrées de la société MOBILIS DEVELOPMENT. Tous les logos sont également protégés par le droit d'auteur. Photos non contractuelles.

001087/001088 - UNIVERSAL GLOVE FOR WEARABLE COMPUTER

INSTALLATION DE LA SANGLE DE MAINTIEN AVEC VELCRO INSTALLATION OF THE STRAP WITH VELCRO

POUR LA MAIN DROITE - FOR THE RIGHT HAND

1 PASSER LA SANGLE DANS LA 1^{ÈRE} ENCOCHE - PASS THE STRAP THROUGH THE FIRST NOTCH



2 PASSER LA SANGLE DANS LA SECONDE ENCOCHE - PASS THE STRAP THROUGH THE SECOND NOTCH



POUR LA MAIN GAUCHE - FOR THE LEFT HAND

1 PASSER LA SANGLE DANS LA 1^{ÈRE} ENCOCHE - PASS THE STRAP THROUGH THE FIRST NOTCH



2 PASSER LA SANGLE DANS LA SECONDE ENCOCHE - PASS THE STRAP THROUGH THE SECOND NOTCH




INSTALLATION DU DEVICE SUR LE GANT

INSTALLATION OF THE DEVICE ON THE GLOVE

1


OPTIONNEL
OPTIONAL



EN FONCTION DE VOTRE APPAREIL, VOUS POUVEZ COLLER LA PASTILLE VELCRO AU DOS DE CELUI-CI POUR PLUS DE STABILITÉ
DEPENDING ON YOUR DEVICE, YOU CAN STICK THE VELCRO PAD ON THE BACK OF THE DEVICE FOR MORE STABILITY

2

PASSER LA LANGUETTE VELCRO DANS LES MORTAISES DU SUPPORT DE L'APPAREIL
PASS THE VELCRO TAB THROUGH THE NOTCH OF THE DEVICE SUPPORT



1

PASSER LE TRIGGER SOUS L'ÉLASTIQUE
PASS THE TRIGGER UNDER THE ELASTIC



INSTALLATION DU GANT SUR LA MAIN

INSTALLATION OF THE GLOVE ON THE HAND


1

PASSER VOTRE MAIN DANS LE GANT
PUT YOUR HAND IN THE GLOVE



2

AJUSTER LA SANGLE À VOTRE MAIN
ADJUST THE STRAP TO YOUR HAND



MAINTENIR LE GANT AVEC LE POUCE ET TIRER SUR LA SANGLE DANS LE COIN À L'EXTÉRIEUR DE LA MAIN
HOLD THE GLOVE WITH YOUR THUMB AND PULL THE STRAP IN THE CORNER ON THE OUTSIDE OF THE HAND



TIRER SUR LE BOUT DE LA SANGLE
PULL ON THE END OF THE STRAP

3

ATTACHER LE VELCRO SUR VOTRE POIGNET OU LE HAUT DE VOTRE MAIN, EN FONCTION DE VOTRE TAILLE
ATTACH THE VELCRO TO YOUR WRIST OR THE TOP OF YOUR HAND, DEPENDING ON YOUR SIZE

