



# User Guide

USB 3.0 4-Port Portable Hub

Model No. UH400

## ATTENTION

- ◆ Keep the hub away from water, fire, humidity or hot environments.
- ◆ Do not heavily drop or impact the hub.
- ◆ Do not attempt to disassemble, modify or fix the hub by yourself. You run the risk of electric shock and voiding the limited warranty. If you need service, please contact us.
- ◆ Disconnect the hub from the computer before cleaning it. Do not use liquid cleaning method.
- ◆ This hub can be powered only by CE certified computers that comply with Limited Power Source (LPS).
- ◆ The rated input current is 3.8A.
- ◆ TP-Link will not be held responsible for any damage to disk or hard disk data caused by improper use.


## COPYRIGHT & TRADEMARKS

- ◆ Specifications are subject to change without notice. TP-Link is a registered trademark of TP-Link Technologies Co., Ltd. Other brands and product names are registered trademarks of their respective holders.
- ◆ No part of the specifications may be reproduced in any form or by any means or used to make any derivative such as translation, transformation, or adaptation without permission from TP-Link Technologies Co., Ltd.  
Copyright © 2018 TP-Link Technologies Co., Ltd. All rights reserved.  
<http://www.tp-link.com>

### Industry Canada Statement

CAN ICES-3 (B)/NMB-3(B)

### UkrSEPRO

 Продукт сертифіковано згідно з правилами системи UkrSEPRO на відповідність вимогам нормативних документів та вимогам, що передбачені чинними законодавчими актами України.

### BSMI Notice 安全諮詢及注意事項

- ◆ 請使用原裝電源供應器或只能按照本產品注明的電源類型使用本產品。
- ◆ 清潔本產品之前請先拔掉電源線。請勿使用液體、噴霧清潔劑或濕布進行清潔。
- ◆ 注意防潮，請勿將水或其他液體潑灑到本產品上。
- ◆ 插槽與開口供通風使用，以確保本產品的操作可靠並防止過熱，請勿堵塞或覆蓋開口。
- ◆ 請勿將本產品置放於靠近熱源的地方。除非有正常的通風，否則不可放在密閉位置中。
- ◆ 請不要私自打開機殼，不要嘗試自行維修本產品，請由授權的專業人士進行此項工作。

### Explanation of the symbols on the product label


 Class II equipment

 AC voltage

 DC voltage

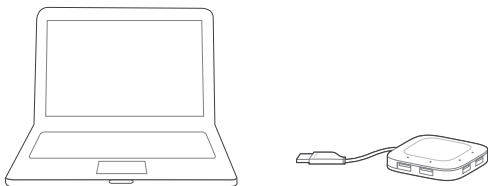
 Indoor use only

 Energy efficiency Marking

 **Recycling**  
This product bears the selective sorting symbol for Waste electrical and electronic equipment (WEEE). This means that this product must be handled pursuant to European directive 2012/19/EU in order to be recycled or dismantled to minimize its impact on the environment. User has the choice to give his product to a competent recycling organization or to the retailer when he buys a new electrical or electronic equipment.

# Hardware Connection

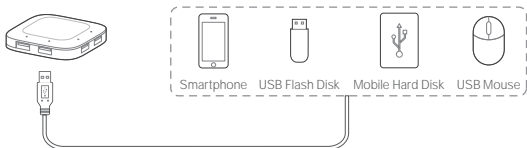
Plug the USB cable into the computer's USB port and the hub is ready to use.



- Usage Tips:
1. The TP-Link USB 3.0 hub is plug-and-play and requires no driver for Windows, Mac OS X or Linux systems.
  2. The LED will light up when the corresponding USB port is connected to a USB device.

# Using the Hub

This hub provides your computer with 4 additional USB 3.0 ports for super-speed USB 3.0 connections.



- Usage Tips:
1. The USB 3.0 ports are also compatible with USB 2.0 and USB 1.1 specifications.
  2. The USB 3.0 ports transfer data at a rate up to 5Gbps, but the actual rate is limited by the USB transfer rate of the connected devices.
  3. The performance of 2.4GHz wireless devices (wireless keyboards, mice, etc.) may be affected when they are working too close to the USB 3.0 hub.

## Safety Information

- ◆ When product has power button, the power button is one of the way to shut off the product; when there is no power button, the only way to completely shut off power is to disconnect the product or the power adapter from the power source.
- ◆ Don't disassemble the product, or make repairs yourself. You run the risk of electric shock and voiding the limited warranty. If you need service, please contact us.
- ◆ Avoid water and wet locations.

## FCC & CE FCC STATEMENT

**FC** This device complies with part 15 of the FCC Rules. Operation is subject to the following two conditions:

- 1) This device may not cause harmful interference.
- 2) This device must accept any interference received, including cause undesired operation.

Any changes or modifications not expressly approved by the party responsible for compliance could void the user's authority to operate the equipment.

## CE Mark Warning

**CE** This is a class B product. In a domestic environment, this product may cause radio interference, in which case the user may be required to take adequate measures.



Technical Support  
Tel: +86 755 2650 4400  
E-mail: support@tp-link.com  
Web: <http://www.tp-link.com/support>