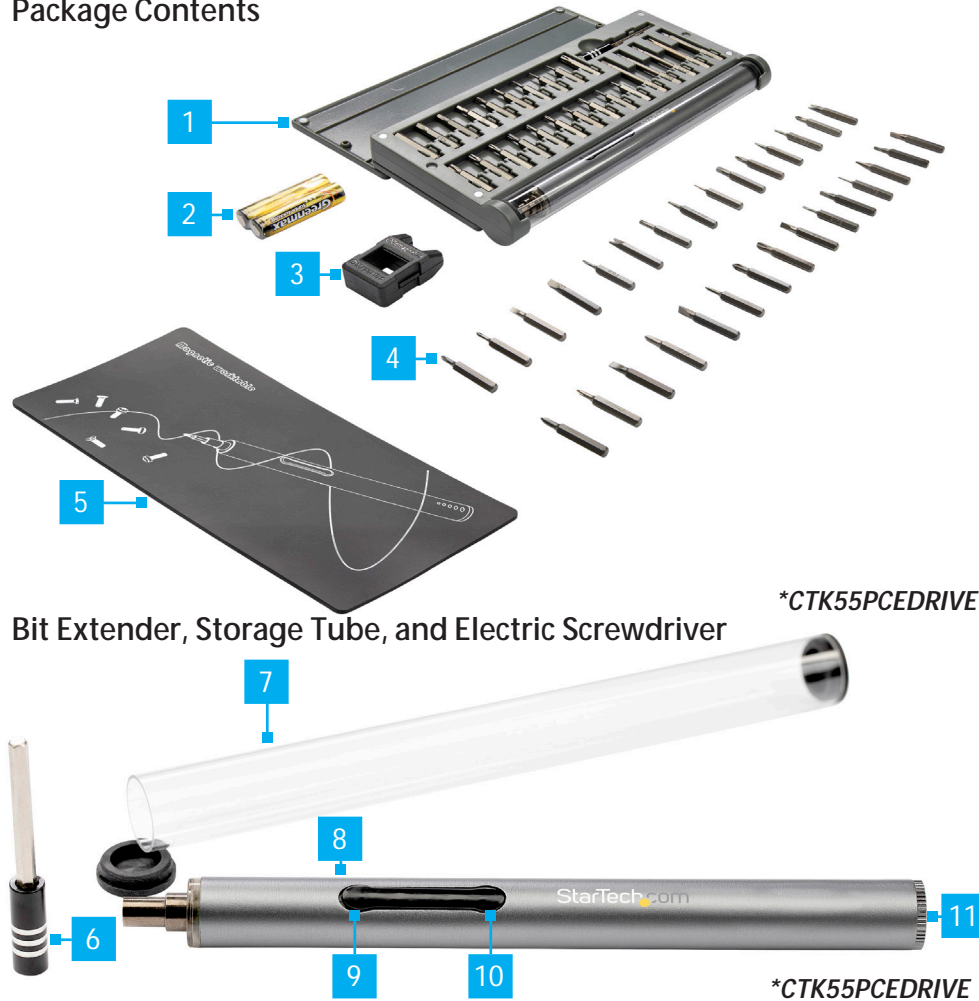


20/55-bit Precision Electric Screwdriver with Alkaline Battery

Product Diagram (CTKxxPCEDRIVE)

Package Contents



Bit Extender, Storage Tube, and Electric Screwdriver




Port	Function
1	Case <ul style="list-style-type: none"> • Holds the Bits, Demagnetizing Tool, and the Storage Tube containing the Electric Screwdriver • CTK20PCEDRIVE features a Soft-shell Case
2	AAA Batteries x 2 <ul style="list-style-type: none"> • 3V DC AAA Batteries

3	Demagnetizing Tool <ul style="list-style-type: none"> • Magnetize Bits <ul style="list-style-type: none"> • Move the Bit around the inside of the square portion of the Demagnetizing Tool • Demagnetize Bits <ul style="list-style-type: none"> • Move the Bit around the inside of the U-shaped portion of the Demagnetizing Tool 																										
4	20 Bits (CTK20PCEDRIVE) 55 Bits (CTK55PCEDRIVE) <table border="1"> <tbody> <tr> <td>CTK20PCEDRIVE: H4X28 x 20 Pieces</td> </tr> <tr> <td>Philips (PH000, PH00, PH0, PH1)</td> </tr> <tr> <td>Slot/Flat (SL1.0, SL1.5, SL2.0)</td> </tr> <tr> <td>TORX (T5)</td> </tr> <tr> <td>TORX Security (T6, T8)</td> </tr> <tr> <td>Hexagonal (H2.5, H3.0)</td> </tr> <tr> <td>Pentalobe (P2(0.8), P5(1.2), P6(1.5))</td> </tr> <tr> <td>Spanner (U3.0)</td> </tr> <tr> <td>TriWing (Y0.6, Y2.5)</td> </tr> <tr> <td>Triangle (3.0)</td> </tr> <tr> <td>Square/Robertson (S0)</td> </tr> <tr> <td>CTK55PCEDRIVE: H4X28 x 50 Pieces</td> </tr> <tr> <td>Philips (PH0000, PH000, PH00, PH0, PH1, PH2)</td> </tr> <tr> <td>Hexagonal (H0.7, H0.9, H1.3, H1.5, H2.0, H2.5, H3.0, H3.5, H4.0)</td> </tr> <tr> <td>Slot/Flat (SL1.0, SL1.5, SL2.0, SL2.5, SL3.0, SL3.5)</td> </tr> <tr> <td>TORX (T2, T3, T4, T5)</td> </tr> <tr> <td>TORX Security (T6, T7, T8, T9, T10, T15, T20)</td> </tr> <tr> <td>Triangle (2.0, 2.3, 2.5, 3.0)</td> </tr> <tr> <td>TriWing (Y0.6, Y1.0, Y2.0, Y2.5, Y3.0)</td> </tr> <tr> <td>Spanner (U2.0, U2.6, U3.0)</td> </tr> <tr> <td>Pentalobe (P2(0.8), P5(1.2), P6(1.5))</td> </tr> <tr> <td>Square/Robertson (S0, S1, S2)</td> </tr> <tr> <td>H4X45 x 5 Micro Pieces</td> </tr> <tr> <td>Philips (PH0, PH2)</td> </tr> <tr> <td>Hexagonal (H2.0, H2.5)</td> </tr> <tr> <td>Slot/Flat (SL2.5)</td> </tr> </tbody> </table>	CTK20PCEDRIVE: H4X28 x 20 Pieces	Philips (PH000, PH00, PH0, PH1)	Slot/Flat (SL1.0, SL1.5, SL2.0)	TORX (T5)	TORX Security (T6, T8)	Hexagonal (H2.5, H3.0)	Pentalobe (P2(0.8), P5(1.2), P6(1.5))	Spanner (U3.0)	TriWing (Y0.6, Y2.5)	Triangle (3.0)	Square/Robertson (S0)	CTK55PCEDRIVE: H4X28 x 50 Pieces	Philips (PH0000, PH000, PH00, PH0, PH1, PH2)	Hexagonal (H0.7, H0.9, H1.3, H1.5, H2.0, H2.5, H3.0, H3.5, H4.0)	Slot/Flat (SL1.0, SL1.5, SL2.0, SL2.5, SL3.0, SL3.5)	TORX (T2, T3, T4, T5)	TORX Security (T6, T7, T8, T9, T10, T15, T20)	Triangle (2.0, 2.3, 2.5, 3.0)	TriWing (Y0.6, Y1.0, Y2.0, Y2.5, Y3.0)	Spanner (U2.0, U2.6, U3.0)	Pentalobe (P2(0.8), P5(1.2), P6(1.5))	Square/Robertson (S0, S1, S2)	H4X45 x 5 Micro Pieces	Philips (PH0, PH2)	Hexagonal (H2.0, H2.5)	Slot/Flat (SL2.5)
CTK20PCEDRIVE: H4X28 x 20 Pieces																											
Philips (PH000, PH00, PH0, PH1)																											
Slot/Flat (SL1.0, SL1.5, SL2.0)																											
TORX (T5)																											
TORX Security (T6, T8)																											
Hexagonal (H2.5, H3.0)																											
Pentalobe (P2(0.8), P5(1.2), P6(1.5))																											
Spanner (U3.0)																											
TriWing (Y0.6, Y2.5)																											
Triangle (3.0)																											
Square/Robertson (S0)																											
CTK55PCEDRIVE: H4X28 x 50 Pieces																											
Philips (PH0000, PH000, PH00, PH0, PH1, PH2)																											
Hexagonal (H0.7, H0.9, H1.3, H1.5, H2.0, H2.5, H3.0, H3.5, H4.0)																											
Slot/Flat (SL1.0, SL1.5, SL2.0, SL2.5, SL3.0, SL3.5)																											
TORX (T2, T3, T4, T5)																											
TORX Security (T6, T7, T8, T9, T10, T15, T20)																											
Triangle (2.0, 2.3, 2.5, 3.0)																											
TriWing (Y0.6, Y1.0, Y2.0, Y2.5, Y3.0)																											
Spanner (U2.0, U2.6, U3.0)																											
Pentalobe (P2(0.8), P5(1.2), P6(1.5))																											
Square/Robertson (S0, S1, S2)																											
H4X45 x 5 Micro Pieces																											
Philips (PH0, PH2)																											
Hexagonal (H2.0, H2.5)																											
Slot/Flat (SL2.5)																											
5	Magnetic Work Pad (CTK55PCEDRIVE only) <ul style="list-style-type: none"> • Holds magnetized Bits and Screws 																										
6	Bit Extender (CTK55PCEDRIVE only) <ul style="list-style-type: none"> • Insert into the Electric Screwdriver to extend the Bits 																										
7	Storage Tube (CTK55PCEDRIVE only) <ul style="list-style-type: none"> • Storage Tube for the Electric Screwdriver 																										

8	Electric Screwdriver	<ul style="list-style-type: none"> Insert the desired Bit into the end of the Electric Screwdriver and press the Forward or Reverse Button to control the direction of a Screw 0.25-0.35 N.m torque output
9	Forward Button	<ul style="list-style-type: none"> Press to drive Screws
10	Reverse Button	<ul style="list-style-type: none"> Press to remove Screws
11	End Cap	<ul style="list-style-type: none"> Remove to insert/remove the AAA Batteries

Package Contents

- Precision Screwdriver x 1
- Magnetic Work Pad (CTK55PCEDRIVE only) x 1
- Demagnetizer x 1
- AAA Batteries x 2
- 20/55 Piece Bit Set (CTK20PCEDRIVE/CTK55PCEDRIVE) x 1
- Quick-Start Guide x 1

Bit Images	Bit Type
H4X28 x 50 Pieces	
	Phillips (PH0000, PH000, PH00, PH0, PH1, PH2)
	Hexagonal (H0.7, H0.9, H1.3, H1.5, H2.0, H2.5, H3.0, H3.5, H4.0)
	Slot/Flat (SL1.0, SL1.5, SL2.0, SL2.5, SL3.0, SL3.5)

FCC Compliance Statement

This equipment has been tested and found to comply with the limits for a Class B digital device, pursuant to part 15 of the FCC Rules. These limits are designed to provide reasonable protection against harmful interference in a residential installation. This equipment generates, uses and can radiate radio frequency energy and, if not installed and used in accordance with the instructions, may cause harmful interference to radio communications. However, there is no guarantee that interference will not occur in a particular installation. If this equipment does cause harmful interference to radio or television reception, which can be determined by turning the equipment off and on, the user is encouraged to try to correct the interference by one or more of the following measures:

- Connect the equipment into an outlet on a circuit different from that to which the receiver is connected.
- Consult the dealer or an experienced radio/TV technician for help

This device complies with part 15 of the FCC Rules. Operation is subject to the following two conditions:

- (1) This device may not cause interference, and (2) this device must accept any interference received, including interference that may cause undesired operation. Changes or modifications not expressly approved by StarTech.com could void the user's authority to operate the equipment.

Industry Canada Statement

This Class B digital apparatus complies with Canadian ICES-003.

Cet appareil numérique de la classe [B] est conforme à la norme NMB-003 du Canada.

CAN ICES-3 (B)/NMB-3(B)











This device complies with Industry Canada licence-exempt RSS standard(s). Operation is subject to the following two conditions: (1) This device may not cause interference, and (2) This device must accept any interference, including interference that may cause undesired operation of the device.

Le présent appareil est conforme aux CNR d'Industrie Canada applicables aux appareils radio exempts de licence. L'exploitation est autorisée aux deux conditions suivantes:

- (1) l'appareil ne doit pas produire de brouillage, et (2) l'utilisateur de l'appareil doit accepter tout brouillage radioélectrique subi, même si le brouillage est susceptible d'en compromettre le fonctionnement.

Use of Trademarks, Registered Trademarks, and other Protected Names and Symbols

This manual may make reference to trademarks, registered trademarks, and other protected names and/or symbols of third-party companies not related in any way to StarTech.com. Where they occur these references are for illustrative purposes only and do not represent an endorsement of a product or service by StarTech.com, or an endorsement of the product(s) to which this manual applies by the third-party company in question. StarTech.com hereby acknowledges that all trademarks, registered trademarks, service marks, and other protected names and/or symbols contained in this manual and related documents are the property of their respective holders.

	TORX (T2, T3, T4, T5)
	TORX Security bits (T6, T7, T8, T9, T10, T15, T20)
	Triangle (2.0, 2.3, 2.5, 3.0)
	TriWing (Y0.6, Y1.0, Y2.0, Y2.5, Y3.0)
	Spanner (U2.0, U2.6, U3.0)
	Pentalobe (P2(0.8), P5(1.2), P6(1.5))
	Square/Robertson (S0, S1, S2)
H4X45 x 5 Micro Pieces	
	Phillips (PH0, PH2)
	Hexagonal (H2.0, H2.5)
	Slot/Flat (SL2.5)

Requirements

For the latest requirements and to view the full manual, please visit:

www.startech.com/CTK20PCEDRIVE or www.startech.com/CTK55PCEDRIVE

- Replacement AAA Batteries x 2
- 3V DC

Warranty Information

This product is backed by a two-year warranty.

For further information on product warranty terms and conditions, please refer to www.startech.com/warranty.

Limitation of Liability

In no event shall the liability of StarTech.com Ltd. and StarTech.com USA LLP (or their officers, directors, employees or agents) for any damages (whether direct or indirect, special, punitive, incidental, consequential, or otherwise), loss of profits, loss of business, or any pecuniary loss, arising out of or related to the use of the product exceed the actual price paid for the product. Some states do not allow the exclusion or limitation of incidental or consequential damages. If such laws apply, the limitations or exclusions contained in this statement may not apply to you.

Safety Measures

- If product has an exposed circuit board, do not touch the product under power.

Mesures de sécurité

- Si l'un des circuits imprimés du produit est visible, ne pas touchez le produit lorsqu'il est sous tension.

安全対策

- 製品に露出した状態の回路基盤が含まれる場合、電源が入っている状態で製品に触らないでください。

Misure di sicurezza

- Se il prodotto ha un circuito stampato visibile, non toccare il prodotto quando è acceso.

Säkerhetsåtgärder

- Rör aldrig vid enheter med oskyddade kretskort när strömmen är påslagen.

StarTech.com Ltd.
45 Artisans Cres
London, Ontario
N5V 5E9
Canada

StarTech.com LLP
2500 Creekside
Parkwy
Lockbourne, Ohio
43137
U.S.A.

StarTech.com Ltd.
Unit B, Pinnacle 15
Gowerton Rd,
Brackmills
Northampton
NN4 7BW
United Kingdom

FR: fr.startech.com
DE: de.startech.com
ES: es.startech.com
NL: nl.startech.com
IT: it.startech.com
JP: jp.startech.com