



4G+ Cat6 AC1200 Wireless Dual Band Gigabit Router

Enjoy 4G+ Speed
Sharing Everywhere



Archer MR600



4G+ Cat6 Up
to 300 Mbps



Full Gigabit
Ethernet Ports



MU-MIMO
Technology

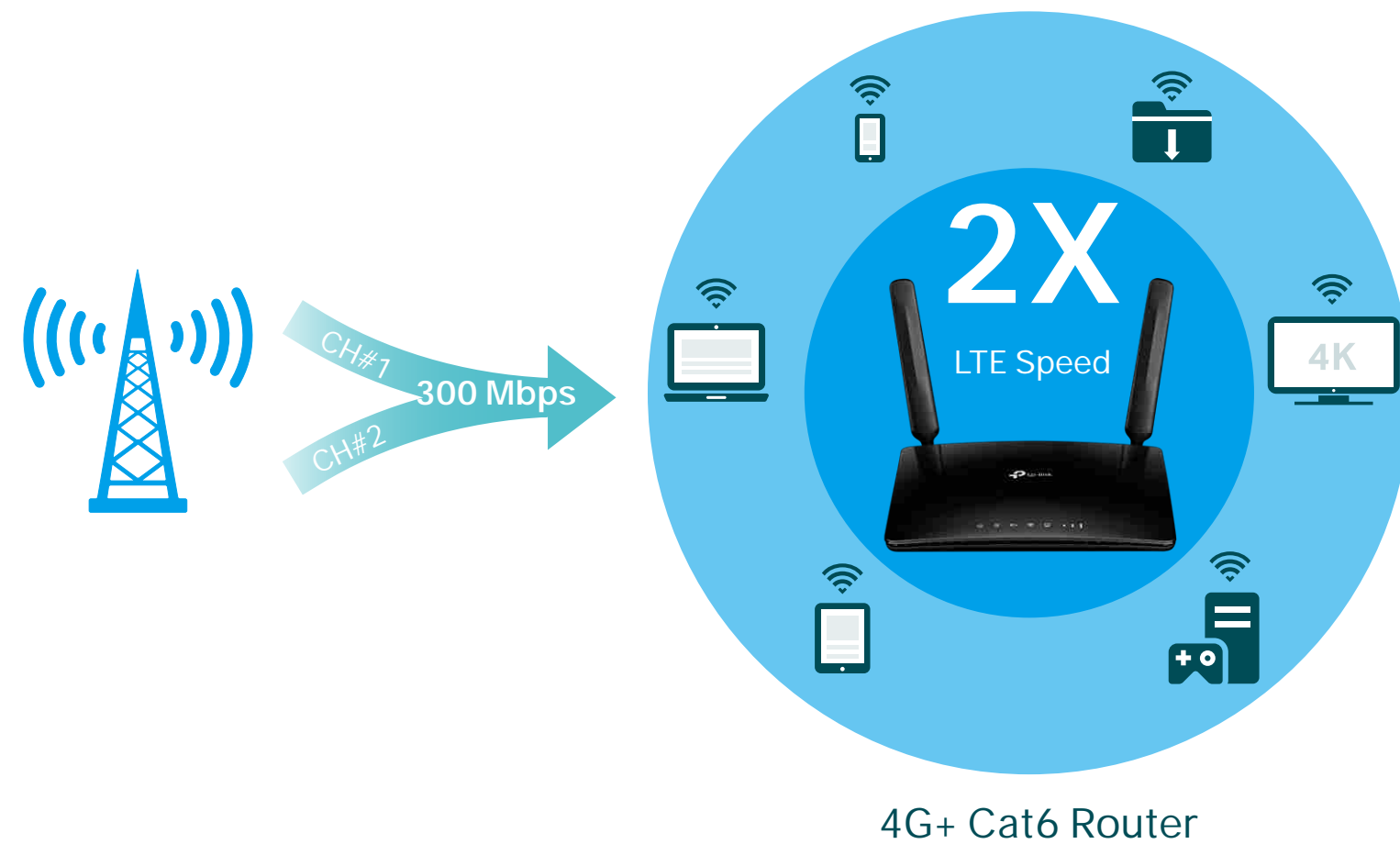


AC1200 Dual
Band Wi-Fi

Highlights

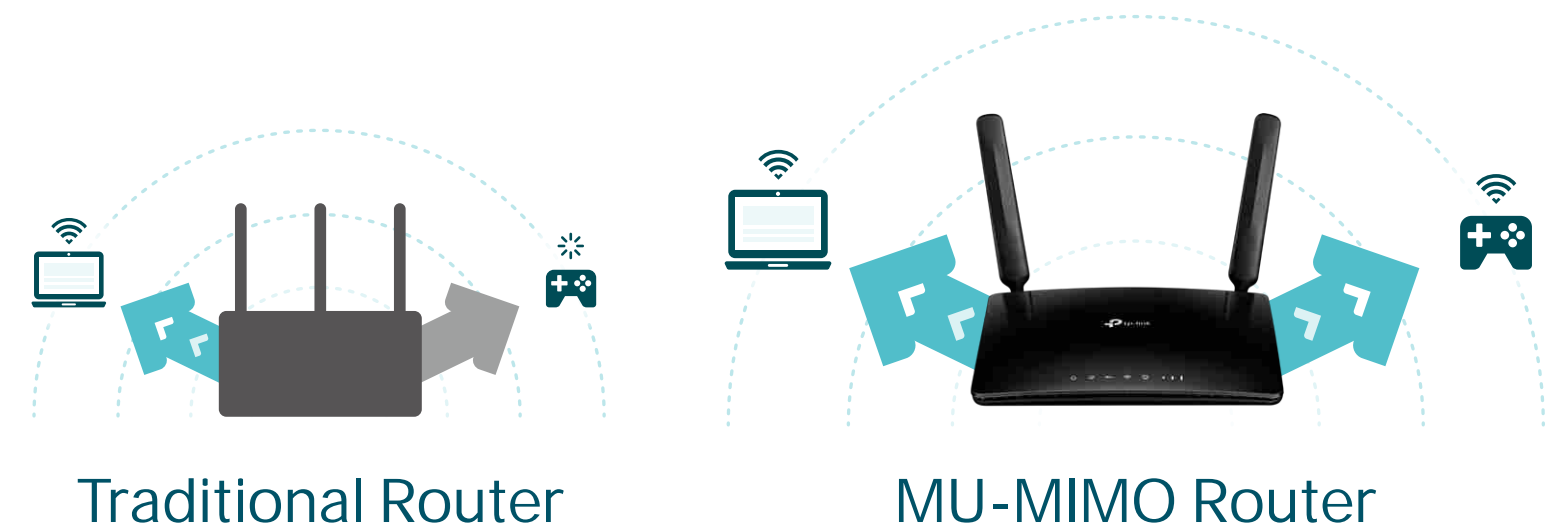
Boost Your 4G+ Speed

Supports the 4G+ Cat6, which used Carrier Aggregation technology to boost the 4G+ speeds of up to 300 Mbps. Plug your SIM card and enjoy HD movies without interruption, downloading files in seconds, and smooth online gaming.



MU-MIMO for Higher Efficiency


MU-MIMO technology serves multiple devices at once, reducing wait time, increasing Wi-Fi throughput for every device, and making each stream more efficient. †



Highlights

Available WAN Connection Backup

The gigabit WAN/LAN port works as an available WAN connection backup, supporting connections through cable, fiber and DSL modems.



Support TP-Link OneMesh™

Co-work with TP-Link OneMesh products, to provide a more flexible and cost-effective Mesh network with a single Wi-Fi name for seamless whole-home coverage.

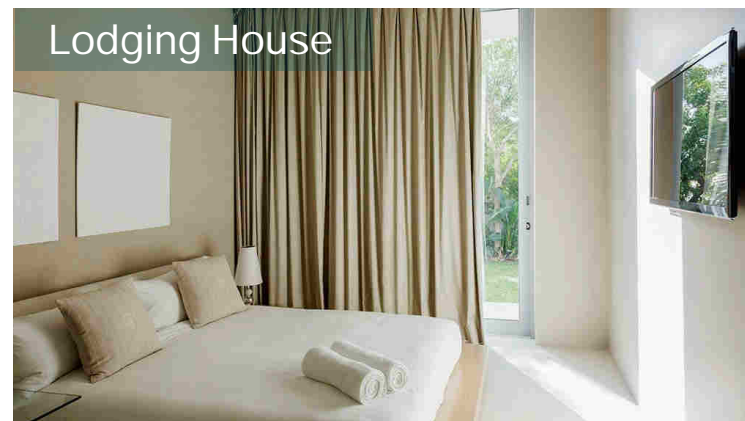
*OneMesh Range Extender or Powerline Adapter sold separately.



Highlights

Wi-Fi Where You Need It


Enjoy unmatched convenience and versatility. Tested in the field for years to ensure universal compatibility with 2 advanced LTE antennas to deliver a smooth connection. Simply plug in a micro SIM card and power on this elegant piece of technology to utilize fast and stable Wi-Fi, whether you're at home or working remote.



More Devices, More Stability


Connect up to 64 wireless devices with ease, thanks to a powerful Qualcomm processor that boosts data transfer speeds while ensuring dependable network stability.

Up to
64
devices



Qualcomm CPU

Features




4G+ LTE

- 4G+ LTE – Ideal for cutting-edge 4G LTE Advanced network
- Backward Compatible – Compatible with 3G/4G network



Wi-Fi Speed


- Superior Wireless Speed – Combined wireless speeds up to 867 Mbps over 5 GHz, and 300 Mbps over 2.4 GHz
- 802.11 ac Standard– Provides a data transfer rate 3 times faster than 802.11n for each stream



Wi-Fi Range


- Great Coverage – Better coverage with integrated Wi-Fi omnidirectional antennas

Features



Reliability

- **Simultaneous Dual Band** – Separate Wi-Fi bands enable more devices to connect to your network without a drop in performance
- **Easy Bandwidth Management** – Advanced QoS makes it easier for you to manage the bandwidth of connected devices
- **Superior Stability** – Powerful processor enables you to connect up to 64 wireless devices with ease



Ease of Use

- **Intuitive Web UI** – Ensures quick and simple installation without hassle
- **Fast Encryption** – One-touch WPA wireless security encryption with the WPS button
- **Wi-Fi On/Off** – Conveniently turn on or off wireless radios as required
- **Hassle-free Management with Tether App** – Network management is made easy with the TP-Link Tether App, available on any Android and iOS device
- **Online Upgrade** – Keeps you informed of the latest firmware and allows online upgrade on the web UI



Security

- **Guest Network** – Keeps your main network secure by creating a separate network for friends and visitors
- **Access Control** – Establishes a whitelist or blacklist to allow or restrict certain devices to access the internet
- **Parental Controls** – Restrict internet access time and contents for children devices
- **Encryptions for Secure Network** – WPA-PSK and WPA2-PSK encryptions provide active protection against security threats


Specifications

Wireless

- Network Type
 - 4G: FDD-LTE: B1/B3/B5/B7/B8/B20/B28 (2100/1800/850/2600/900/800/700 MHz)
 - TDD-LTE: B38/B40/B41 (2600/2300/2500 MHz)
 - 3G: DC-HSPA+/HSPA/UMTS: B1/B5/B8 (2100/850/900 MHz)
- Carrier Aggregation:
 - B1+B3/B5/B7/B8/B20
 - B3+B1/B3/B5/B7/B8/B20/B28/B38/B40
 - B5+B1/B3/B5/B7/B40
 - B7+B1/B3/B5/B7/B8/B20/B28
 - B8+B1/B3/B7
 - B20+B1/B3/B7
 - B28+B3/B7/B40
 - B38+B38
 - B40+B40
 - B41+B41
- Wireless Standards: IEEE 802.11a/n/ac 5 GHz, IEEE 802.11b/g/n 2.4 GHz
- Frequency: 2.4 GHz and 5 GHz
- Signal Rate: 300 Mbps at 2.4 GHz, 867 Mbps at 5 GHz
- EIRP (CE): < 20 dBm (2.4 GHz), < 23 dBm (5 GHz)
- Reception Sensitivity:
 - 5 GHz: 11a 54M: -77 dBm
 - 11ac HT20: -73 dBm
 - 11ac HT40: -68 dBm
 - 11ac HT80: -64 dBm
 - 11n HT20: -77 dBm
 - 11n HT40: -73 dBm
 - 2.4 GHz: 11g 54M: -74 dBm
 - 11n HT20: -72 dBm
 - 11n HT40: -69 dBm
- Wireless Function: Enable/Disable Wireless Radio, Wireless Schedule, WMM, Wireless Statistics
- Wireless Security: 64/128-bit WEP, WPA/WPA2, WPA-PSK/WPA2-PSK encryptions

Hardware

- 4G+ Cat6: Download Speed 300 Mbps + Upload Speed 50 Mbps
- Wireless: 300 Mbps on 2.4 GHz + 867 Mbps on 5 GHz
- Antennas: 2 Detachable External LTE Antennas
- Ports: 1× Gigabit LAN/WAN Port + 3× Gigabit LAN Port
- Dimensions: 202 × 141 × 33.6 mm (7.95 × 5.55 × 1.32 in)
- Power Adapter: Input Power 100-240v~50/60 Hz 0.6A
Output parameter 12VDC 1.5A



TP-Link 4G+ Cat6 AC1200 Wireless Dual Band Gigabit Router Archer MR600

Specifications

Software

- Operating Modes: 3G/4G Router, Wireless Router
- WAN Type: Dynamic IP/Static IP/PPPoE/PPTP(Dual Access)/L2TP(Dual Access)
- DHCP: Server, DHCP Client List, Address Reservation
- Port Forwarding: ALG, Virtual Server, Port Triggering, UPnP, DMZ
- Dynamic DNS: TP-Link, DynDns, NO-IP
- VPN Server: PPTP VPN, OpenVPN
- Security: DoS, IPv4 SPI Firewall, IPv6 Firewall, IP and MAC Address Binding, Access Control
- Protocols: IPv4, IPv6
- Management: TP-Link Cloud, Local Management, Remote Management
- Administration: Upgrade Firmware, Factory Default, System Log, Diagnostic Tools
- Guest Network: 2.4 GHz Guest Network x 1, 5 GHz Guest Network x 1

Others

- Certification:
CE, RoHS
- Requirements:
Microsoft Windows 98SE/NT/2000/XP/Vista™/7/8/8.1/10, MAC OS, NetWare, UNIX or Linux

Internet Explorer 11, Firefox 12.0, Chrome 20.0, Safari 4.0, or other Java-enabled browser

Micro SIM Card
- Environment:
Operating Temperature: 0°C~40°C (32°F ~104°F)
Operating Humidity: 10%~90% non-condensing
Storage Humidity: 5%~90% non-condensing
- Package Contents
4G+ Cat6 AC1200 Wireless Dual Band Gigabit Router Archer MR600

Power Adapter

RJ45 Ethernet Cable

Quick Installation Guide



For more information, please visit

<https://www.tp-link.com/en/products/details/Archer-MR600.html>

or scan the QR code left

Attention: This device may only be used indoors in all EU member states and EFTA countries.

¹Maximum wireless signal rates are the physical rates derived from IEEE Standard 802.11 specifications. Range, coverage, and maximum quantity of connected devices are based on test results under normal usage conditions. Actual wireless data throughput, wireless coverage, and quantity of connected devices are not guaranteed and will vary as a result of 1) environmental factors, including building materials, physical objects, and obstacles, 2) network conditions, including local interference, volume and density of traffic, product location, network complexity, and network overhead, and 3) client limitations, including rated performance, location, connection quality, and client condition.

²Use of MU-MIMO requires clients to also support MU-MIMO.