



Cybertrack H5

1080P HD Auto Focus Webcam with Built-in Dual Microphone,
Tripod mount and Privacy Shutter Cover




Model: Cybertrack H5

QuickGuide

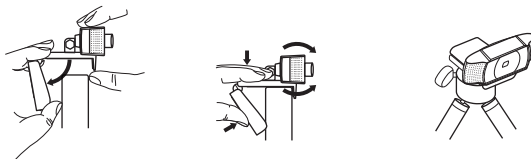
www.adesso.com

Description

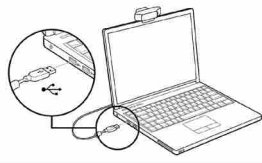


Setting Up Webcam

1. Place your webcam on a computer monitor, desktop, or tripod.



2. Plug in the USB cable to the USB port, and your Operation system will detect the device, then the webcam will work automatically with all camera apps.



3. (Optional) With our advanced driver you can easily adjust our webcams settings such as brightness, contrast, saturations, sharpness, zoom in/zoom out and image orientation to your preference.

Our driver is available from: adesso.com/downloads

