



300Mbps Wi-Fi Range Extender

Stable Wi-Fi Extension

N300
2x2 MIMO
300 Mbps 2.4 GHz¹

TL-WA855RE



Wi-Fi Dead-Zone Killer



Easy Setup via Tether App

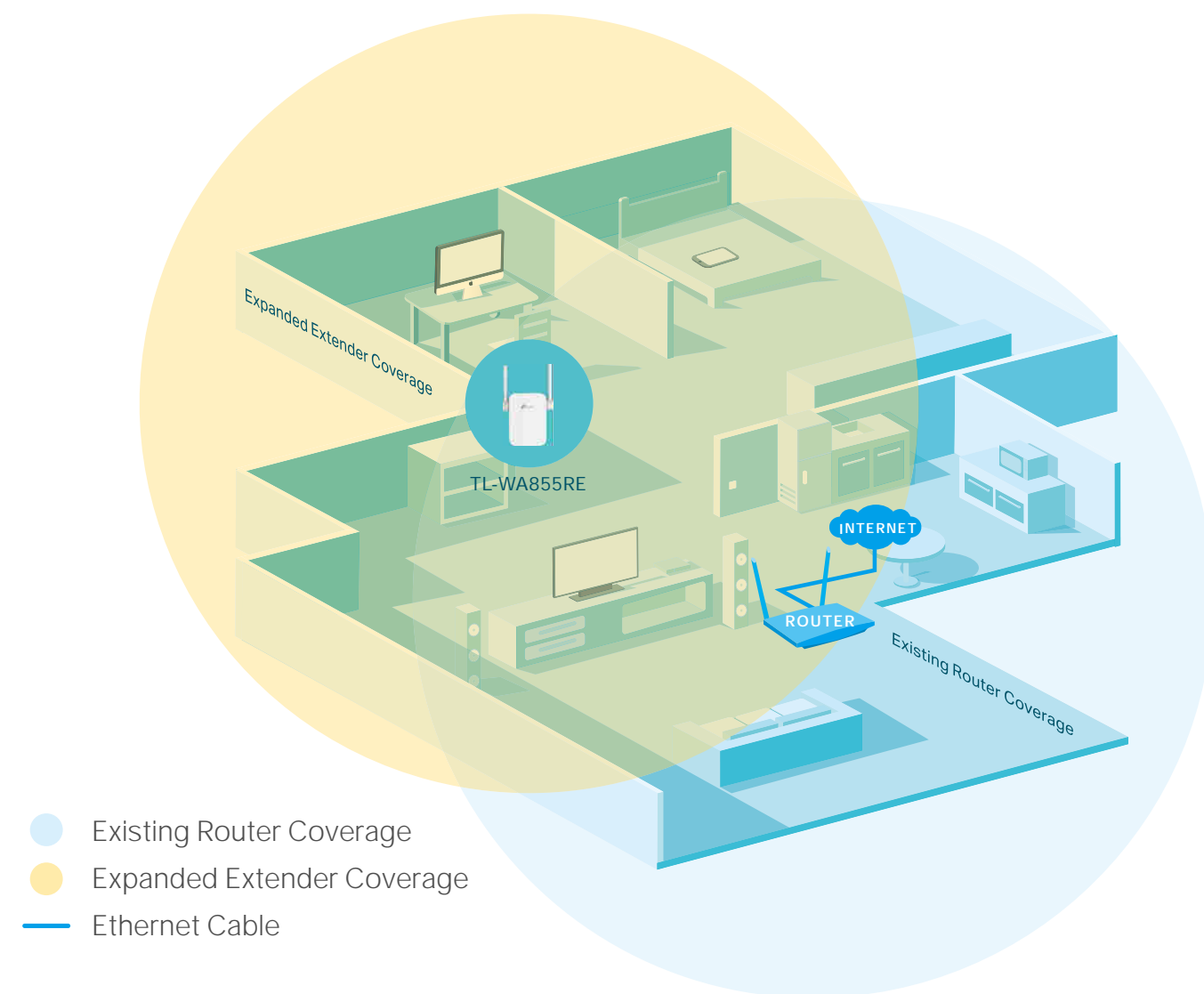


Access Point Mode

Highlights

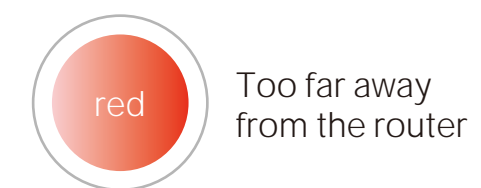
Extend the Range of Your Wi-Fi Network

The 300Mbps Wi-Fi Range Extender connects to your router wirelessly, strengthening and expanding its signal into areas it can't reach on its own, achieving speed of 300 Mbps.




Perfect Location at a Glimpse

An intelligent Signal light helps you quickly find the best location to install the range extender.



Features



Ease of Use

- Intuitive Web UI – Ensures quick and simple installation without hassle
- Fast Encryption – One-touch wireless security encryption with the WPS button
- Hassle-free Management with Tether App – Network management is made easy with the TP-Link Tether App, available on any Android or iOS device



Speed

- Ultimate Wireless Speed – Wireless speed of up to 300 Mbps
- Fast Ethernet Port – Acts as a wireless adapter to connect wired devices



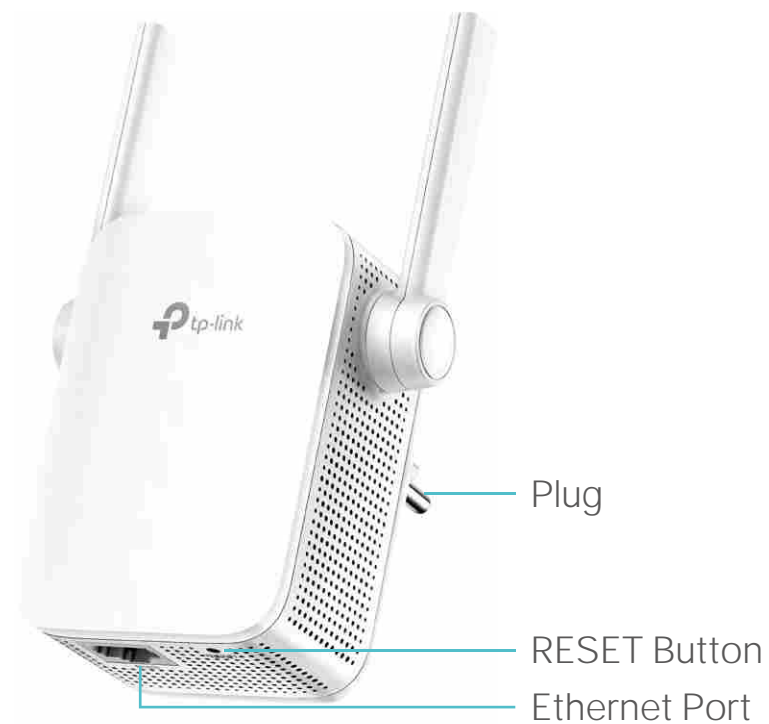
Reliability

- Reliable Connection – External antennas for optimal Wi-Fi coverage and reliable wireless connections
- Universal Compatibility – Work with any Wi-Fi router

Specifications

Hardware

- Ethernet Port: 1 10/100Mbps RJ45 Port
- Button: WPS Button, RESET Button
- Antenna: 2 External Antennas
- Power Consumption: 3.6W
- Dimensions (W × D × H):
3.15 x 1.57 x 3.04 in. (80 x 40 x 77.3 mm)



Wireless

- Wireless Standards: IEEE 802.11b/g/n
- Frequency: 2.4 GHz
- Signal Rate: 300Mbps at 2.4 GHz
- Transmit Power: CE: <15dBm
- Reception Sensitivity:
2.4 GHz:
11g 54 Mbps: -79dBm, 11n HT20: -77dBm
11n HT40: -74dBm
- Wireless Function: Power Schedule, LED Control
- Wireless Security: 64/128-bit WEP, WPA/WPA2, WPA/WPA2-PSK encryptions

Others

- Certification
CE, RoHS
- System Requirements
Microsoft Windows 98SE, NT, 2000, XP, Vista™ or Windows 7, 8, 8.1, 10, MAC OS, NetWare, UNIX or Linux
Internet Explorer 11, Firefox 12.0, Chrome 20.0, Safari 4.0, or other Java-enabled browser
- Package Contents
300Mbps Wi-Fi Range Extender TL-WA855RE
Quick Installation Guide



For more information, please visit

<https://www.tp-link.com/products/details/TL-WA855RE.html>

or scan the QR code left

Specifications are subject to change without notice. TP-Link is a registered trademark of TP-Link Technologies CO., Ltd. Other brands and product names are trademarks or registered trademarks of their respective holders. Copyright ©2020 TP-Link Technologies Co., Ltd. All rights reserved.

¹Maximum wireless signal rates are the physical rates derived from IEEE Standard 802.11 specifications. Actual wireless data throughput and wireless coverage per ft² are not guaranteed and will vary as a result of network conditions, client limitations, and environmental factors, including building materials, obstacles, volume and density of traffic, and client location.

[†]The product may not be compatible with routers or gateways with firmware that has been altered, is based on open source programs, or is non-standard or outdated.

www.tp-link.com

TP-Link 300Mbps Wi-Fi Range Extender TL-WA855RE

Highlights

Compact Wall-Plug Design

Easy to install and move.

External Antennas

Provide stronger connections and greater Wi-Fi coverage.

Secure One-Touch Connection (WPS)

Instantly connect the extender to a router without further configuration.

Ethernet Port

Connects a wired device to your Wi-Fi network.



PC



Game Console



Smart TV



Easy Setup and Management

Easy setup and management via WPS button/ Tether app/ Web UI.



Access Control

Allow or restrict internet access for certain devices for specifiable amounts of time.



Multi-Language Support

Use your familiar language to easily manage the extender.



LED Control

Easily turns on or off the LEDs to your needs, no blinking light disturbing your sleep.



Power Scheduling

Schedule the power on or off to your needs to save power.



Coverage Control

Set the Wi-Fi coverage area of your extender.