


# Omada Easy Managed Switch | Datasheet

ES205G


Omada 5-Port Gigabit Easy Managed Switch




## Highlights

- 5× 10/100/1000Mbps RJ45 ports
- Easy to Use: Supports plug-and-play for instant connectivity and simple configuration for additional features
- Centralized Cloud Management via the web or the Omada app†
- Automatic Loop Prevention, VLAN, and IGMP Snooping
- Fanless design for silent operation
- Durable metal casing and desktop/wall mounting design

# Product Pictures

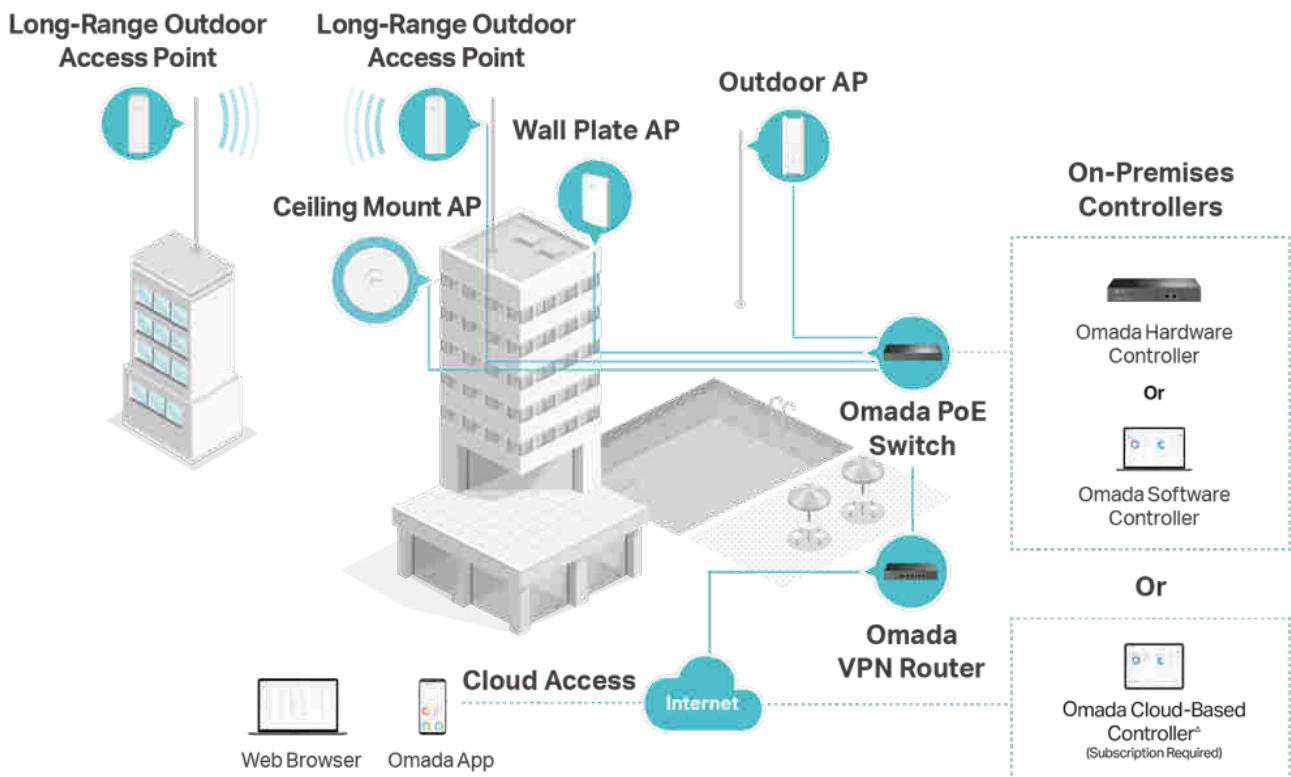


5 × Gigabit RJ45 ports



## Omada Solution

Omada's Software Defined Networking (SDN) platform integrates network devices, including access points, switches, and gateways, providing 100% centralized cloud management. Omada creates a highly scalable network—all controlled from a single interface.



Hassle-Free Cloud or On-Premises Controllers



Multi-Site Cloud Management



Zero-Touch Provisioning (ZTP)<sup>†</sup>



Intelligent Monitoring

# Specifications

## Hardware Features & Performance

	Model	ES205G
General	Interface	5 10/100/1000Mbps RJ45 Ports
	Flash	64 Mbit
	Port Standard	IEEE 802.3i:10BASE-T Ethernet; IEEE 802.3u:100BASE-X Fast Ethernet; IEEE 802.3ab:1000BASE-T Gigabit Ethernet; IEEE 802.3x: Flow Control IEEE 802.1p: Traffic Class Expediting and Dynamic Multicast Filtering IEEE 802.1q: Virtual Bridged Local Area Networks
Performance	Switching Capacity	10 Gbps
	Packet Forwarding Rate	7.4 Mpps
	MAC Address Table	8K
	Packet Buffer	4 Mbit
	Transmission Method	Store and Forward
	Jumbo Frame	15 KB
Physical & Environment	Power Supply	5 VDC / 0.6 A
	Surge Protection	±6 kV in common mode for Ethernet Ports
	ESD Protection	Air: ±8 kV, Contact: ±4 kV
	MTBF	1596664h @ 25°C
	Dimensions (W x D x H)	3.9 × 3.9 × 1.0 in ( 99.8 × 98 × 25 mm)
	Fan Quantity	Fanless
	Installation	Desktop/Wall-Mounting
	Operating Temperature	0 °C to 40 °C (32 °F to 104 °F)
	Storage Temperature	-40 °C to 70 °C (-40 °F to 158 °F)
	Operation Humidity	10% to 90% RH, non-condensing
	Storage Humidity	5% to 90% RH, non-condensing
Certification	CE, FCC, RoHS	

## Software Features

Model	ES205G
SDN Support	<ul style="list-style-type: none"> <li>• Support Hardware Controller, Software Controller, Cloud-Based Controller</li> <li>• Automatic Device Discovery</li> <li>• Batch Configuration</li> <li>• Batch Firmware Upgrading</li> <li>• Unified Configuration</li> </ul>
L2 Features	<ul style="list-style-type: none"> <li>• Link Aggregation               <ul style="list-style-type: none"> <li>- Static Link Aggregation</li> <li>- Up to 2 aggregation groups and up to 4 ports per group</li> </ul> </li> <li>• Loopback Detection</li> <li>• Flow Control               <ul style="list-style-type: none"> <li>- 802.3x Flow Control</li> </ul> </li> <li>• Mirroring               <ul style="list-style-type: none"> <li>- Port Mirroring</li> <li>- One-to-One</li> <li>- Many-to-One</li> <li>- Ingress/Egress/Both</li> </ul> </li> <li>• Port Statistics               <ul style="list-style-type: none"> <li>- Port Mirror Status</li> <li>- Traffic Statistics</li> </ul> </li> <li>• 802.1ab LLDP</li> </ul>
L2 Multicast	<ul style="list-style-type: none"> <li>• IGMP Snooping               <ul style="list-style-type: none"> <li>- IGMP v1/v2/v3 Snooping</li> <li>- Fast Leave</li> </ul> </li> </ul>
VLAN	<ul style="list-style-type: none"> <li>• MTU VLAN</li> <li>• Port-Based VLAN</li> <li>• 802.1Q Tag VLAN               <ul style="list-style-type: none"> <li>- Max 32 VLAN Groups</li> <li>- 4K VID</li> </ul> </li> </ul>
QoS	<ul style="list-style-type: none"> <li>• 802.1p DSCP Priority</li> <li>• 8 Priority Queues</li> <li>• Priority Schedule Mode               <ul style="list-style-type: none"> <li>- WRR (Weighted Round Robin)</li> </ul> </li> <li>• Queue Weight Config</li> <li>• Bandwidth Control               <ul style="list-style-type: none"> <li>- Port-Based Rating Limit</li> </ul> </li> <li>• Storm Control               <ul style="list-style-type: none"> <li>- Multiple Control Modes (kpbs/pps)</li> <li>- Broadcast/Multicast/Unknown-Unicast Control</li> </ul> </li> </ul>
Management	<ul style="list-style-type: none"> <li>• Web-based GUI</li> <li>• DHCP Client</li> <li>• Cable Diagnostics</li> </ul>

# Ordering Information

## Host Switch

Model	Description
ES205G	Omada 5-Port Gigabit Easy Managed Switch

## MC Series Media Converter

Model	Description
MC210CS	Gigabit Single-Mode Media Converter, up to 20 km, chassis mountable
MC200CM	Gigabit Multi-Mode Media Converter, up to 550 m, chassis mountable
MC220L	Gigabit SFP Media Converter, chassis mountable
MC1400	14-slot power supply chassis for TP-LINK MC Series Media Converter, 19-inch rack-mountable

## FC Series Media Converter

Model	Description
FC111A-20	100Mbps Single-Mode WDM Media Converter, up to 20 km, TX:1550nm, RX:1310nm, chassis mountable
FC111B-20	100Mbps Single-Mode WDM Media Converter, up to 20 km, TX:1310nm, RX:1550nm, chassis mountable
FC311A-2	Gigabit Single-Mode WDM Media Converter, up to 2 km, TX:1550nm, RX:1310nm, chassis mountable
FC311B-2	Gigabit Single-Mode WDM Media Converter, up to 2 km, TX:1310nm, RX:1550nm, chassis mountable
FC311A-20	Gigabit Single-Mode WDM Media Converter, up to 20 km, TX:1550nm, RX:1310nm, chassis mountable
FC311B-20	Gigabit Single-Mode WDM Media Converter, up to 20 km, TX:1310nm, RX:1550nm, chassis mountable
FC1400	14-slot power supply chassis for TP-LINK FC Series Media Converter, 19-inch rack-mountable

†Cloud management functions require the use of the Omada SDN Controller. Zero-Touch Provisioning requires the use of the Omada Cloud-Based Controller. Go to the Omada Cloud-Based Controller Product List to find all the models supported by the Omada Cloud-Based Controller.

^QoS is supported under Standalone Mode.

Some models featured in this guide may be unavailable in your country or region. Visit TP-Link website for local sales information:

[www.tp-link.com](http://www.tp-link.com).

Specifications are subject to change without notice. All brands and product names are trademarks or registered trademarks of their respective holders. © 2024 TP-Link