



WiFi 6 Access Points for the Small and Medium Size Businesses

The WAX610 supports the next generation WiFi 6 smart phones, IoT devices, and notebook computers, delivering up to 40% more throughput to each individual device in the 5GHz band and 70% more throughput in the 2.4GHz band, compared to the previous generation equivalent model; provides 4x the client device connection, allowing businesses to serve more customers with better speed and less congestion.

The WAX610 is ideal in high density client device environments such as schools, hotels, restaurants and conference centers, and provides enterprise grade WiFi network security. With Insight management, WAX610 works seamlessly with your current NETGEAR Insight managed switches, WiFi access points and network storage, and is compatible with previous generation WiFi devices (WiFi 5 802.11ac for example) and WiFi Access Points.

Enjoy a 1-Year Insight subscription included with WAX610 and WAX610Y.

In the past several years, the WiFi industry has made progress in increasing speeds by leaps and bounds. However, capacity continues to be a challenge, namely, supporting a large number of concurrent users. This requirement is particularly acute for businesses, where very high throughput to each individual device may not be the paramount requirement. Rather, it is providing network connectivity to a large number of client devices, with good throughput, stable connection, and robust responses to environmental changes that is most important.

With the updated WiFi 6 (802.11ax) technology such as OFDMA, upstream and downstream MU-MIMO, and increased speeds, coverage, and capacity, you can feel confident that you're getting the highest performance WiFi that's set for years to come! Plus the assurance that you can now add more connected devices on your business WiFi network without any slowdowns or blind spots.

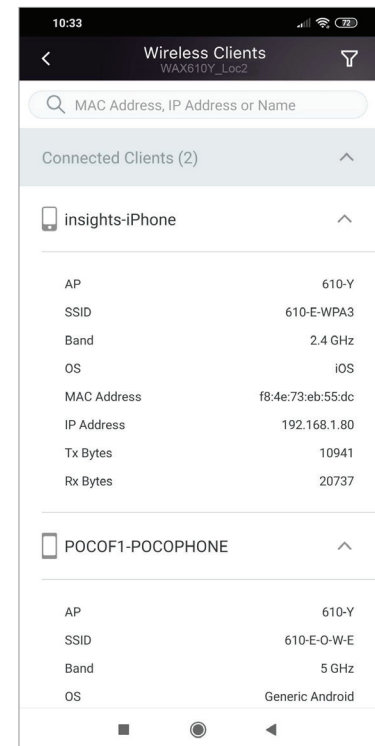
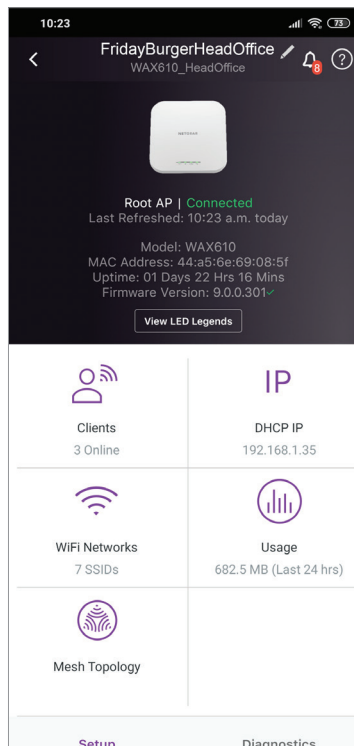
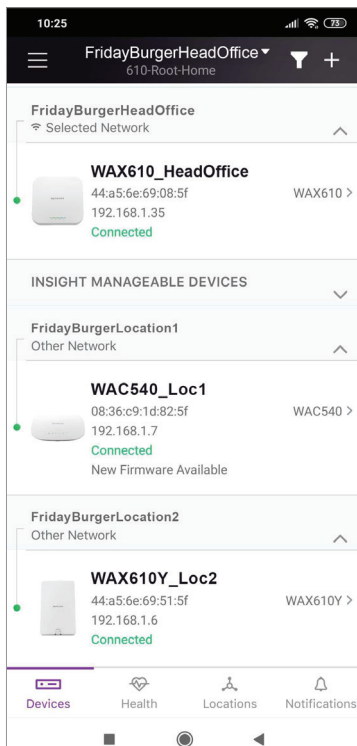
The WAX610, a WiFi 6 Business Access Point, combined with Insight, helps small and medium businesses with an easy way to manage their network without an IT expert, providing great WiFi connection leaving each of their customers satisfied as a network user. NETGEAR empowers businesses with an all new WiFi 6 Business Access Point for high performance and high coverage for the years to come.

The WAX610Y is the outdoor version of the WAX610. WAX610Y is waterproof and dust proof protected by a P2i nano-coating and meets the IP55 rating to withstand the rain and outdoor atmosphere.

Business Features for higher speed, greater coverage and higher density WiFi

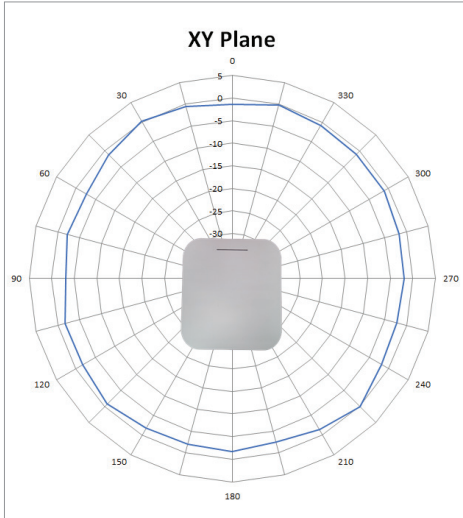
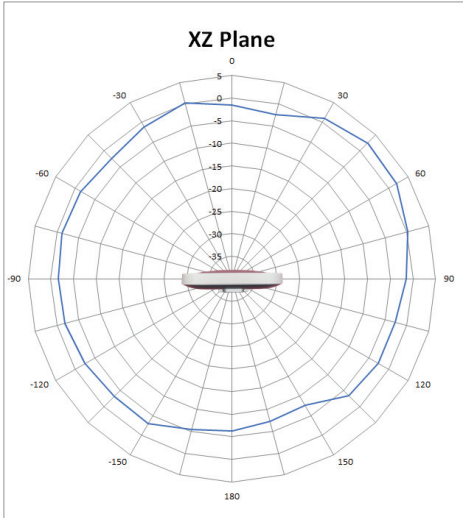
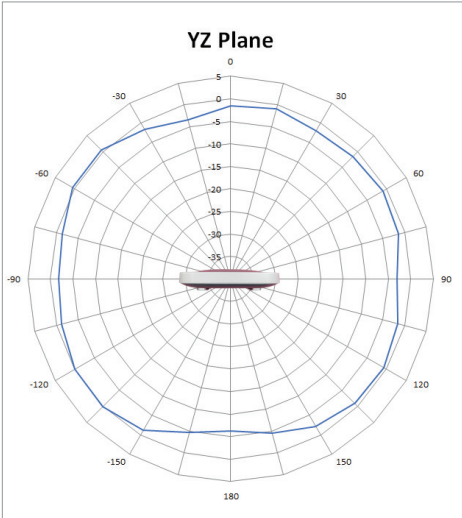
- Business class WiFi based on next generation 802.11ax WiFi 6 technology on both 5.0GHz and 2.4GHz bands. Backward compatible to 802.11b/g/n/a/ac
- Dual band 2x2 (2.4GHz and 5.0GHz) 4 streams of data for an aggregate throughput of up to 1.8Gbps
- Instant WiFi Mesh forming wireless backhaul with other WAX610, WAX610Y, WAC540 or WC564 units to form a WiFi mesh network
- 40% more throughput in 2-stream 5.0GHz band and 70% more throughput in 2-stream 2.4GHz band compared to previous generation
- 4 times more client device supported
- Enterprise security and Enhanced Open security, such as WAP3, WPA Enterprise, 8x SSID and VLAN¹
- Basic Service Set Coloring (BSS Coloring) enabling significant improvement in radio frequency channel efficiency and reduction of interference
- Orthogonal Frequency Division Multiple Access (OFDMA) allowing simultaneous services to multiple devices in the same channel thus improving bandwidth efficiency and reducing latency
- 2.5GbE port, backward compatible with 100/1000Mbps Ethernet, supported by NETGEAR GSM4210P, MS510TXPP and other multi-gig Ethernet switches
- Target Wake Time (TWT) allows more efficient power usage resulting in longer battery life in WiFi 6 client devices
- Beamforming+; Advanced 6th generation WiFi technology such as up and downstream MU-MIMO
- One 802.3at 2.5Gbps PoE port. Remote management and monitoring from NETGEAR Insight app or Cloud Portal for unrivaled management experience of your wireless network.
- App managed. Faster installation through NETGEAR Insight app or Cloud Portal. No additional hardware needed.
- Market leading 5-year warranty with 24x7 chat support for peace of mind

¹ WPA Enterprise will be available in a future software upgrade.

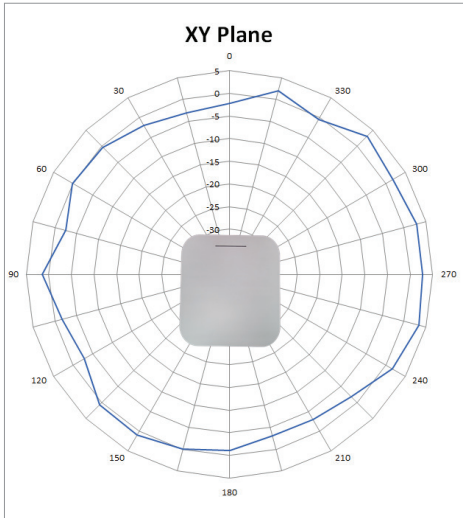
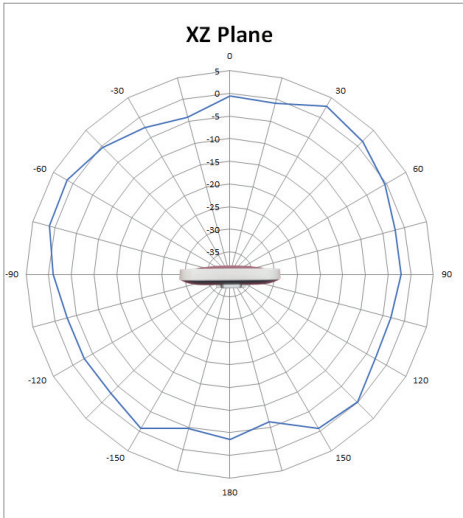
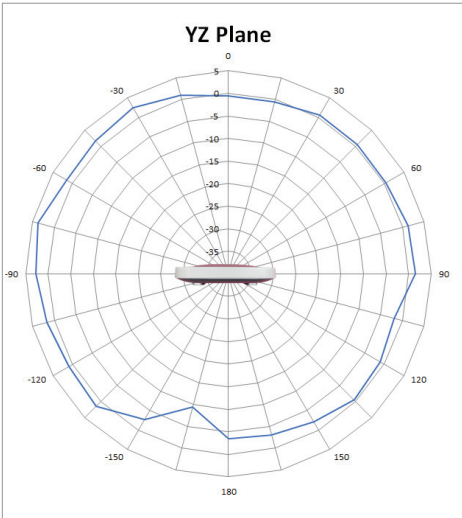


Radio Patterns

Radio Pattern for 2.4GHz

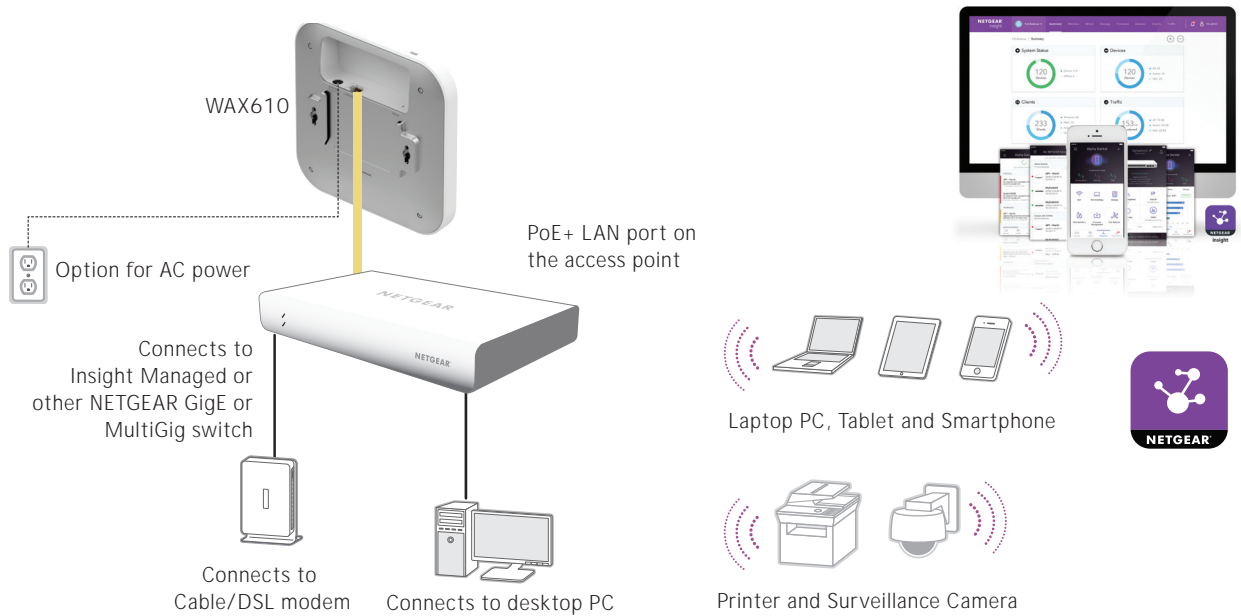


Radio Pattern for 5GHz

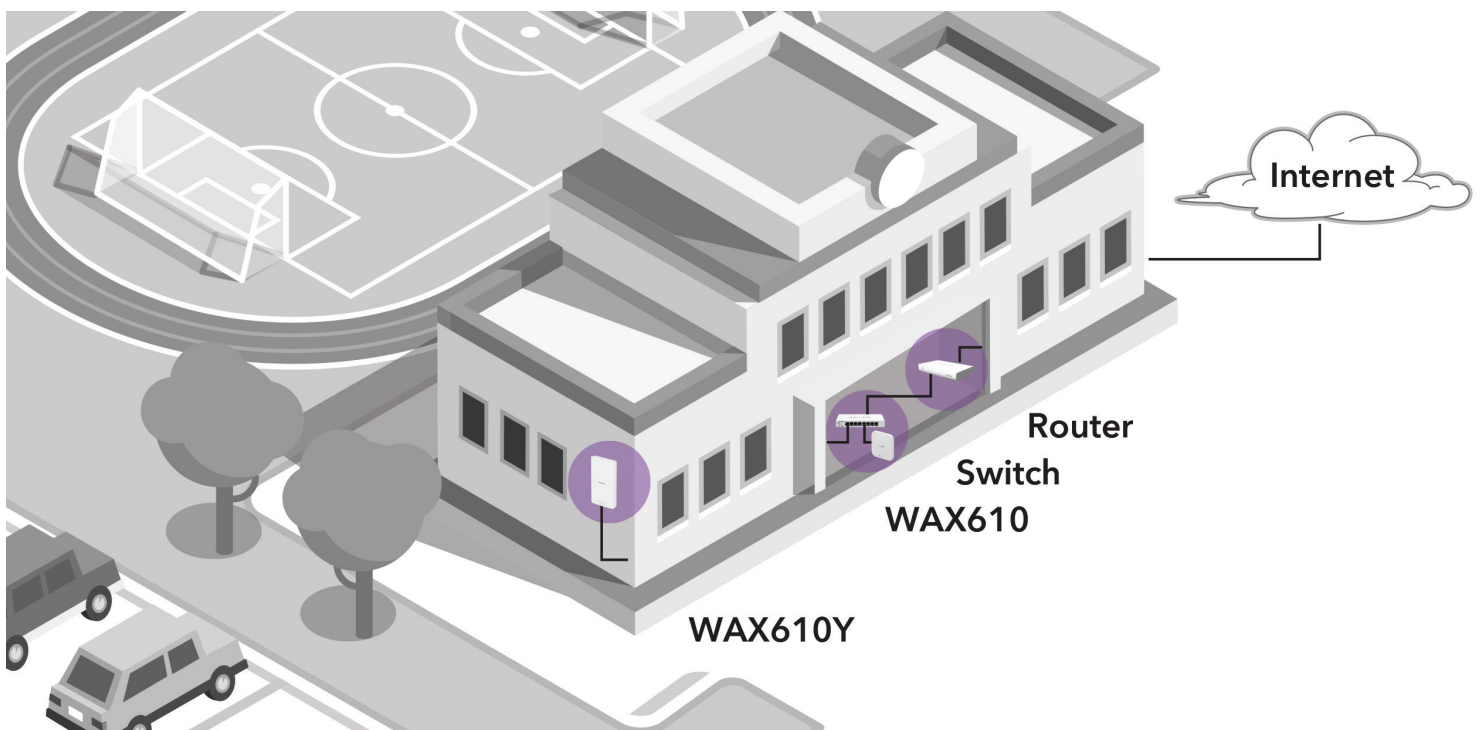


Example Application

WAX610 Deployment Scenario



WAX610Y Deployment Scenario



Product Comparison

| Product Comparison | WAC505 | WAC510 | WAX610 | WAX610Y |
|---|---|---|---|---|
| WiFi Standards | 5.0GHz: 802.11a/g/n/ac 2.4GHz: 802.11b/g/n | 5.0GHz: 802.11a/g/n/ac 2.4GHz: 802.11b/g/n | 5.0GHz: 802.11a/g/n/ac/ax 2.4GHz: 802.11b/g/n/ax | 5.0GHz: 802.11a/g/n/ac/ax 2.4GHz: 802.11b/g/n/ax |
| Wireless Mode (Transmit x Receive) | 2x2 in 5.0GHz 2x2 in 2.4GHz | 2x2 in 5.0GHz 2x2 in 2.4GHz | 2x2 in 5.0GHz 2x2 in 2.4GHz | 2x2 in 5.0GHz 2x2 in 2.4GHz |
| OFDM/OFDMA | OFDM | OFDM | OFDM and OFDMA | OFDM and OFDMA |
| BSS Coloring | No | No | Yes | Yes |
| Multi-User MIMO | MU-MIMO | MU-MIMO | Bidir and MU-MIMO | Bidir and MU-MIMO |
| Target Wake Time (TWT) ² | No | No | Yes | Yes |
| Maximum Theoretical Throughput | AC1200 1.2Gbps | AC1300 1.3Gbps | AX1800 1.8Gbps | AX1800 1.8Gbps |
| Maximum Theoretical Throughput per Band | 5.0GHz: 866Mbps 2.4GHz: 300Mbps | 5.0GHz: 866Mbps 2.4GHz: 400Mbps | 5.0GHz: 1200Mbps 2.4GHz: 600Mbps | 5.0GHz: 1200Mbps 2.4GHz: 600Mbps |
| Antenna Gain | Internal 3/4dBi (2.4GHz/5GHz) | Internal 3/4dBi (2.4GHz/5GHz) | Internal 3.8/4.5dBi (2.4GHz/5GHz) | Internal 3.6/4.4dBi (2.4GHz/5GHz) |
| Power over Ethernet (PoE) | 802.11at/af | 802.11af/at | 802.11at | 802.11at |
| PoE Power Consumption | 9W | 9.3W | 15.3W | 16.1W |
| Centralized Management | Insight App | Insight App | Insight App | Insight App |
| Secure Socket Layer (SSL) | Yes | Yes | Yes | Yes |
| Router Mode | No | Yes | No | No |
| Wireless Distribution System (WDS) | | | | |
| Repeater | Yes | Yes | Yes | Yes |
| Bridge Point-to-point/Multi-point | Yes | Yes | Yes | Yes |
| Simultaneous Bridge and Wireless Client Association | Yes | Yes | Yes | Yes |
| Security | | | | |
| WiFi Protected Access (WPA/WPA2/WPA3), 802.11i | Yes | Yes | Yes | Yes |
| MAC address filtering with access control | Yes | Yes | Yes | Yes |
| 802.1x RADIUS support with EAP TLS, TTLS, PEAP | Yes | Yes | Yes | Yes |
| Neighbor AP detection | Yes | Yes | Yes | Yes |
| Block SSID Broadcast | Yes | Yes | Yes | Yes |
| VLAN Support | Yes | Yes | Yes | Yes |
| Guest Network/Captive Portal | Yes | Yes | Yes | Yes |
| Bandwidth management | Yes | Yes | Yes | Yes |
| Link Layer Discovery Protocol | Yes | Yes | Yes | Yes |
| Bandsteering | Yes | Yes | Yes | Yes |
| Instant WiFi Mesh | | | | |
| Wireless backhaul to form Mesh Network | No | No | Yes | Yes |

² Available in future firmware release, after initial launch in August, 2020.

Technical Specifications

| Standards | WAX610 | WAX610Y |
|---|---|--|
| IEEE 802.11ax WiFi 6 standard | Yes | Yes |
| WMM Wireless Multimedia Prioritization | Yes | Yes |
| WDS Wireless Distribution System | Yes | Yes |
| Power over Ethernet (PoE) IEEE 802.3af | Yes, approximately 60% of full throughput performance | Yes, approximately 60% of full throughput performance |
| Power over Ethernet (PoE) IEEE 802.3at | Yes | Yes |
| OFDM/OFDMA | Yes | Yes |
| Physical Specifications | | |
| Dimensions W x D x H | 160.9 x 160.9 x 33.25 mm (6.33 x 6.33 x 1.30 in) | 181 x 305 x 34 mm (7.12 x 12.0 x 1.33 in) |
| Weight | 412 g (0.90 lb) | 940 g (2.07 lb) |
| Environmental Specifications | | |
| Operating temperature | 0° to 40°C(32° to 104°F) | -10° to 50°C (10° to 122°F) (no solar radiation) |
| Physical Interfaces | | |
| Interface | One 100/1000/2.5GBASE-T Gigabit Ethernet (RJ-45) ports with Auto Uplink™ (Auto MDI-X) supporting IEEE 802.3af or 802.3at Power over Ethernet (PoE) | One 100/1000/2.5GBASE-T Gigabit Ethernet (RJ-45) ports with Auto Uplink™ (Auto MDI-X) supporting IEEE 802.3af or 802.3at Power over Ethernet (PoE) |
| Power adapter (not included) | 12V DC, 2.5A; plug is localized to country of sale | Powered by PoE Only |
| LED | Four (4): Power and Cloud connection; LAN speed; 2.4GHz status; 5.0GHz status | Four (4): Power and Cloud connection; LAN speed; 2.4GHz status; 5.0GHz status |
| Security | | |
| WiFi Protected Access® (WPA, WPA2, WPA3) | | Yes |
| WPA2 Enterprise | | Yes |
| Wireless access control to identify authorized wireless network devices | | Yes |
| MAC address authentication | | Yes |
| Network Management | | |
| NETGEAR Insight App | App Management for setup, monitoring and management | |
| Advanced Wireless | | |
| Wireless Distribution System (WDS) | Bridge mode: Point-to-point wireless Bridge mode: Point-to-multipoint wireless Repeater mode Adjustable Transmit Power Control (TPC) Device detection Identify type of wireless clients in the network | |

Technical Specifications

| Package Contents | WAX610 | WAX610Y |
|--|--|---|
| | WAX610 Insight Managed Wireless Access Point Wall/ceiling mount kit Installation guide | WAX610Y Insight Managed Outdoor Wireless Access Point Pole mount kit Wall/ceiling mount kit Installation guide |
| Warranty and Support | | |
| Hardware Limited Warranty | 5 years | 5 years |
| Next-Business-Day (NBD) Replacement | 5 years | 5 years |
| Technical support (online, phone) | 90 days free from date of purchase* | 90 days free from date of purchase* |
| ProSUPPORT OnCall 24x7 Service Packs** | PMB0311-10000S PMB0331-10000S PMB0351-10000S | PMB0311-10000S PMB0331-10000S PMB0351-10000S |
| Ordering Information | | |
| WAX610-100NAS | US | |
| WAX610-100EUS | Europe | |
| WAX610PA-100NAS | US (Power adapter included) | |
| WAX610Y-100NAS (Outdoor version) | US | |
| WAX610Y-100EUS (Outdoor version) | Europe | |
| Power Adapters | | |
| PAV12V-100NAS | US and Canada | |
| PAV12V-100UKS | UK | |
| PAV12V-100EUS | Europe except UK | |
| PAV12V-100PRS | China | |
| PAV12V-100AUS | Australia and New Zealand | |

*This product comes with a limited warranty that is valid only if purchased from a NETGEAR authorized reseller, and covers unmodified hardware, fans and internal power supplies – not software or external power supplies, and requires product registration using the Insight mobile app or Insight Cloud portal within 90 days of purchase; see <https://www.netgear.com/about/warranty> for details. Intended for indoor use only.

**The NETGEAR OnCall 24x7 contract provides unlimited phone, chat and email technical support for your networking product.

NETGEAR and the NETGEAR logo are trademarks and/or registered trademarks of NETGEAR, Inc. and/or its subsidiaries in the United States and/or other countries. Other brand names mentioned herein are for identification purposes only and may be trademarks of their respective holder(s). Information is subject to change without notice.
© 2020 NETGEAR, Inc. All rights reserved.