

# CHERRY MW 2400

## Wireless Mouse



Models may vary from the image shown

### Provides easy to handle precision for any workplace

The CHERRY MW 2400 wireless mouse is optimised for professional use in any workplace. Precise control, reliable performance and a classic design.

### Key benefits

- 3-button mouse, for both left-handed and right-handed operation
- Nano USB receiver
- GS approval
- Optical sensor technology (1,200 dpi)
- Battery status indicator on mouse
- Interference-free wireless 2.4 GHz technology (range of up to 10 meters)
- Operation for several mice (multi-station capability)
- Plug & Play via USB connection

### Technical Data:

Housing colour:  
black

Key colour:  
Schwarz

Weight (product)  
85 g (mouse with battery), 1,5 g (receiver)

Total weight (with packaging)  
approx. 119 g

Transmission range  
approx. 10 m

Frequency range  
2.400 GHz - 2.4835 GHz






Storage Temperature  
-20 °C to +65 °C

Operating Temperature  
0 °C to +50 °C

Current Consumption  
max. 75 mA (mouse), max. 40 mA (receiver)

Interface:  
USB

Product approvals

- c-tick 
- cULus 
- CE 
- FCC 
- TÜV-Süd/GS 
- UKCA

System requirements  
USB connection

Delivery Volume

- CHERRY MW 2400
- 1 Battery (type AA)
- Manual
- 1 Nano-USB receiver

Dimensions (product)  
109 x 62 x 37 mm (mouse)  
18 x 13 x 5 mm (receiver)

Packaging dimensions  
70 x 115 x 49 mm

Mouse

- Scanning:: optical
- Resolution: 1.200 DPI
- Number of Keys: 3
- Mouse wheel design: Scroll wheel with key function
- Design: Symmetrical
- Connection: wireless
- Scanning rate: max. 2400/s
- Housing colour: black
- Key colour: black

Packaging Unit

- Number of products in the master package: 10
- Number of master packages per pallet: 135

# CHERRY MW 2400

## Wireless Mouse

Errors, technical changes and delivery possibilities excepted.  
Technical information refers only to the specifications of the products. Features may differ from the information provided.

### Warranty

We put a lot of dedication and hard work into the development of our products and we are proud of their quality. This is why, in addition to the statutory guarantee mentioned in the operating instructions, we are granting an expanded manufacturer's guarantee that is subject to the conditions stated below. For the first two years after delivery, the statutory warranty applies. In the third year after delivery, CHERRY voluntarily grants an additional warranty according to the following conditions ("extended warranty"). In the event of a defect, please contact the seller of your CHERRY product. Do not carry out any repairs on your own and do not open the product. There is no warranty if unauthorized changes to the product cause a defect.

### Conditions for the extended warranty

In the case of a defect after the first 2 years after delivery of the CHERRY product, CHERRY grants its customers for the additional period of one year the right to assert claims for cure, i.e. demand that the defect is remedied or a thing free of defects is supplied. The extended warranty is to be asserted against the seller of the CHERRY product upon presentation of the original invoice, proof of purchase or a comparable proof of the time of purchase. CHERRY, and the seller of the CHERRY product, where applicable, shall remedy the defect in the event the customer has justified claims for cure under the terms of the extended warranty. Excluded from the extended warranty are damages caused by improper use, in particular by the effects of chemical substances, other damages caused by external influences, as well as normal wear and tear and optical changes, in particular discoloration or abrasion of shiny areas. Also excluded from the extended warranty are accessories and other parts which are not an integral part of the purchased item.

### Models:

	Product name	Order number	EAN code
1	CHERRY MW 2400	JW-0710-2	4025112088520