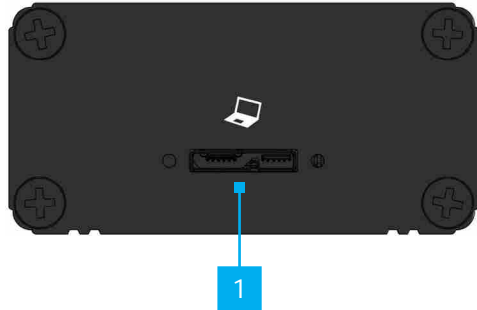


2-Port USB 3.2 Gen 1 Extender Over Multimode Fiber - 5Gbps - Up to 350m

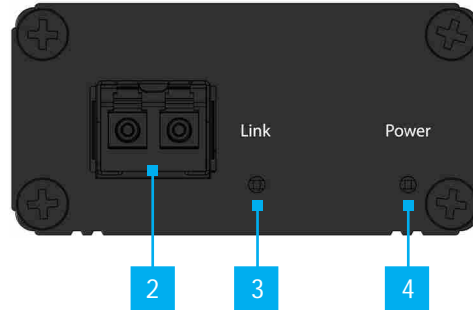
Product Diagram (F35023-USB-EXTENDER)

Transmitter

Front



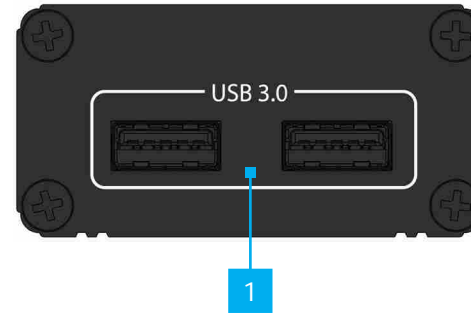
Back



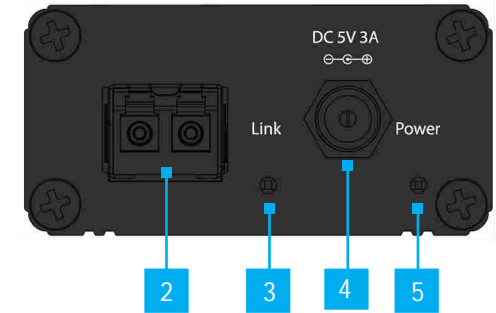
Component	Function
1 USB Micro-B Host Port	<ul style="list-style-type: none"> Used to connect the USB Extender Over Fiber to a Host Computer USB 3.2 Gen 1 (5 Gbps) Backward compatible with USB 2.0 and 1.1
2 SFP Fiber Slot	<ul style="list-style-type: none"> Multimode LC connector For fiber cable up to 1148 ft (350 m) Note: Not to be used with network equipment
3 Link LED	<ul style="list-style-type: none"> Indicates if the Link is established between Transmitter and Receiver Solid blue = Link O = No Link
4 Power LED	<ul style="list-style-type: none"> Indicates if the Host Computer is supplying power Solid blue = Power O = No Power

Receiver

Front



Back



Component	Function
1 2x USB-A Peripheral Ports	<ul style="list-style-type: none"> Connect USB-A Peripheral devices USB 3.2 Gen 1 (5 Gbps) Backward compatible with USB 2.0 and 1.1 Supports up to 5 V and 0.9 A (4.5 W)
2 SFP Fiber Slot	<ul style="list-style-type: none"> Multimode LC connector For fiber cable up to 1148 ft (350 m) Note: Not to be used with network equipment
3 Link LED	<ul style="list-style-type: none"> Indicates if the Link is established between Transmitter and Receiver Solid blue = Link O = No Link
4 DC Power Port	<ul style="list-style-type: none"> Connect the USB Extender Over Fiber to a Power Source using the included Power Adapter (5 V and 3 A)
5 Power LED	<ul style="list-style-type: none"> Indicates if the included Power Adapter is supplying power Solid blue = Power O = No Power

*Product may vary from image

Package Contents

- Local Extender x 1
- Remote Extender x 1
- USB Type A to USB Micro B Cable For Host Connection x 1
- Power Adapter x 1
- Quick-Start Guide x 1

Requirements

For the latest manuals, product information, technical specifications, and declarations of conformance, please visit: www.StarTech.com/F35023-USB-EXTENDER

- Computer with a USB-A Port
- USB peripheral device with required USB-A cables

Warnings!

Read the entire Quick-Start Guide and ensure the instructions are fully understood before using this product.

Never operate this product if parts are missing or damaged.

Installation

Transmitter (Local Extender)

1. Connect the **USB Micro B Host Port** to a **USB-A Port** on the **Host Computer**, using the included **USB Type A to USB Micro B Cable**.

No drivers are needed for the USB Extender Over Fiber.

2. Connect a **LC to LC Multimode Fiber Cable** to the **SFP Fiber Slot** located on the **Transmitter**.

The fiber cable should not go through any networking equipment (e.g. router, switch, etc.).

Use of Trademarks, Registered Trademarks, and other Protected Names and Symbols

This manual may make reference to trademarks, registered trademarks, and other protected names and/or symbols of third-party companies not related in any way to StarTech.com. Where they occur these references are for illustrative purposes only and do not represent an endorsement of a product or service by StarTech.com, or an endorsement of the product(s) to which this manual applies by the third-party company in question. StarTech.com hereby acknowledges that all trademarks, registered trademarks, service marks, and other protected names and/or symbols contained in this manual and related documents are the property of their respective holders.

Warranty Information

This product is backed by a two-year warranty.

For further information on product warranty terms and conditions, please refer to www.startech.com/warranty.

Limitation of Liability

In no event shall the liability of StarTech.com Ltd. and StarTech.com USA LLP (or their officers, directors, employees or agents) for any damages (whether direct or indirect, special, punitive, incidental, consequential, or otherwise), loss of profits, loss of business, or any pecuniary loss, arising out of or related to the use of the product exceed the actual price paid for the product. Some states do not allow the exclusion or limitation of incidental or consequential damages. If such laws apply, the limitations or exclusions contained in this statement may not apply to you.

Regulatory Compliance

FCC - Part 15

This equipment has been tested and found to comply with the limits for a Class B digital device, pursuant to part 15 of the FCC Rules. These limits are designed to provide reasonable protection against harmful interference in a residential installation. This equipment generates, uses and can radiate radio frequency energy and, if not installed and used in accordance with the instructions, may cause harmful interference to radio communications. However, there is no guarantee that interference will not occur in a particular installation. If this equipment does cause harmful interference to radio or television reception, which can be determined by turning the equipment off and on, the user is encouraged to try to correct the interference by one or more of the following measures:

- Connect the equipment into an outlet on a circuit different from that to which the receiver is connected.
- Consult the dealer or an experienced radio/TV technician for help

Receiver (Remote Extender)

1. Connect the other side of the **LC to LC Multimode Fiber Cable** (connected to the **Transmitter**) to the **SFP Fiber Slot**, located on the **Receiver**.
2. Connect the included **Power Adapter** to an **Electrical Outlet** and into the **DC Power Port** of the **Receiver**.
3. Connect a **USB Peripheral Device** to any of the two **USB-A Peripheral Ports** on the **Receiver**.

Some USB peripheral devices may need drivers to finish their installation.

This device complies with part 15 of the FCC Rules. Operation is subject to the following two conditions:
(1) This device may not cause harmful interference, and (2) this device must accept any interference received, including interference that may cause undesired operation. Changes or modifications not expressly approved by StarTech.com could void the user's authority to operate the equipment.

Industry Canada Statement

This Class B digital apparatus complies with Canadian ICES-003.

Cet appareil numérique de la classe [B] est conforme à la norme NMB-003 du Canada.

CAN ICES-3 (B)/NMB-3(B)

This device complies with Industry Canada licence-exempt RSS standard(s). Operation is subject to the following two conditions:

(1) This device may not cause interference, and (2) This device must accept any interference, including interference that may cause undesired operation of the device.

Le présent appareil est conforme aux CNR d'Industrie Canada applicables aux appareils radio exempts de licence.

L'exploitation est autorisée aux deux conditions suivantes:

(1) l'appareil ne doit pas produire de brouillage, et (2) l'utilisateur de l'appareil doit accepter tout brouillage radioélectrique subi, même si le brouillage est susceptible d'en compromettre le fonctionnement.

StarTech.com Ltd.

45 Artisans Cres
London, Ontario
N5V 5E9
Canada

StarTech.com LLP

4490 South Hamilton
Road
Groveport, Ohio
43125
U.S.A.

StarTech.com Ltd.

Unit B, Pinnacle 15
Gowerton Rd,
Brackmills
Northampton
NN4 7BW

StarTech.com Ltd.

Siriusdreef 17-27
2132 WT Hoofddorp
The Netherlands

FR: startech.com/fr
DE: startech.com/de
ES: startech.com/es
NL: startech.com/nl
IT: startech.com/it
JP: startech.com/jp