




PowerEdge R250 Information Update - Tech Sheet

Notes, cautions, and warnings

 **NOTE:** A NOTE indicates important information that helps you make better use of your product.

 **CAUTION:** A CAUTION indicates either potential damage to hardware or loss of data and tells you how to avoid the problem.

 **WARNING:** A WARNING indicates a potential for property damage, personal injury, or death.

Contents

Chapter 1: Overview.....	4
Chapter 2: Revision history.....	5
Chapter 3: Information Update.....	6
Supported operating systems.....	6
PSU specifications.....	6

Overview

The information in this document supersedes the information in the pertinent sections of the Installation and Service Manual, BIOS and UEFI Reference Guide, and Technical Specifications.

For a complete list of information, see the documents available at <https://www.dell.com/poweredgemanuals>.

Revision history

This section provides a description of document changes.

Table 1. Document Revision history

Document Revision	Date	Description of changes
1	November, 2022	<ol style="list-style-type: none">1. Updated new PSU2. Updated OS

Information Update

Topics:

- Supported operating systems
- PSU specifications

Supported operating systems

The PowerEdge R250 system supports the following operating systems:

- Canonical Ubuntu Server LTS
- VMware ESXi
- Microsoft Windows Server with Hyper-V
- SUSE Linux Enterprise Server
- Red Hat Enterprise Linux

For more information, go to www.dell.com/ossupport.

PSU specifications

The PowerEdgeR250system supports one AC cabled power supply unit (PSU).

Table 2. PowerEdgeR250 PSU specifications

PSU	Class	Heat dissipation (maximum)	Frequency	Voltage	AC		DC Input	AC Current	DC Current
					High line 200–240 V	Low line 100–120 V			
450 W	Bronze	1871 BTU/hr	50/60 Hz	100–240 V AC, autoranging	450 W	450 W	N/A	6.5 A-3.5 A	N/A
450 W	Platinum	1725 BTU/hr	50/60 Hz	100–240 V AC, autoranging	450 W	450 W	N/A	6.5 A-3.5 A	N/A
700 W	Titanium	2625 BTU/hr	50/60 Hz	200–240 V AC, autoranging	700 W	N/A	240 V DC	4.1 A	3.4 A

NOTE: Heat dissipation is calculated using the PSU wattage rating.

NOTE: When selecting or upgrading the system configuration, to ensure optimum power utilization, verify the system power consumption with the Enterprise Infrastructure Planning Tool available at Dell.com/calc.