



xtorm

Manual
 Gebruiksaanwijzing
 Gebrauchsanweisung
 Mode d'emploi
 Manual
 Bruksanvisning
 Brugsvejledning
 Käyttöopas
 Uživatelská příručka
 Používateľská príručka
 Εγχειρίδιο χρήσης
 مَدْخَتْ سَمَال لِي د


FS405



#MOREENERGY

FUEL SERIES - Next gen power

1



20.000mAh Li-Polymer



165x86x21mm



289g



Output: 1x USB-C Power Delivery 20W (5V/3A, 9V/2.2A, 12V/1.5A)
2x USB QC 3.0 (5V/3A, 9V/2A, 12V/1.5A)

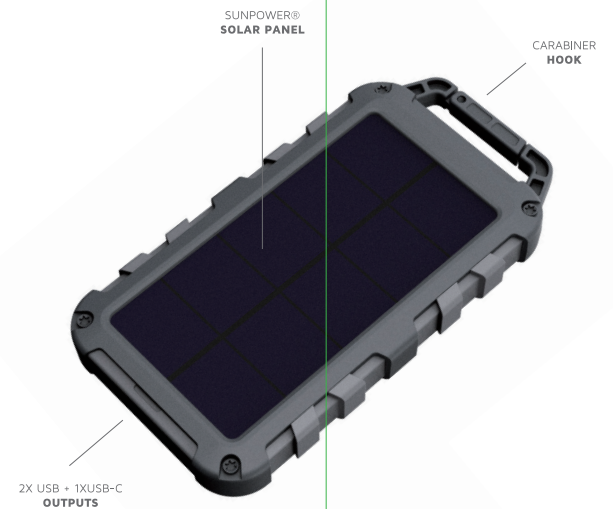


Input: USB-C Power Delivery 18W (5V/3A, 9V/2A, 12V/1.5A)

Total output: 20W



USB to USB-C cable, carabiner and manual




2



3



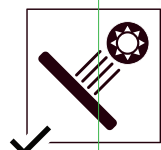
4



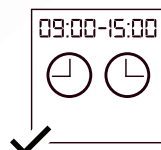
5



6



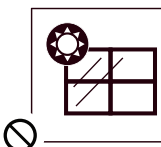
Best illumination angle



Best time of the day



Do not leave out in the rain



The solar panel doesn't work behind a window



IMPORTANT

When charging for the first time we recommend that you charge the Solar Charger by USB with the included cable.

Also, when the internal battery of the Solar Charger is completely empty, you may have to charge it by USB power for a few minutes. Sometimes the charger needs a small energy boost before being able to generate solar power into energy.

7



POWER BUTTON

CHARGING INDICATION:
Press button 1x

FLASHLIGHT ON:
Long click (3 seconds) on button

FLASHLIGHT OFF:
Click twice on button

● LIGHT ON ● LIGHT OFF

POWER 75-100%

POWER 50-75%

POWER 25-50%

POWER 0-25%

1 2 3 4

2X

8X

1.5X

6X

1X

4X

2X

1X

20.000mAh

15.000mAh

10.000mAh

5000mAh

2500mAh

FUEL SERIES - Next gen power

