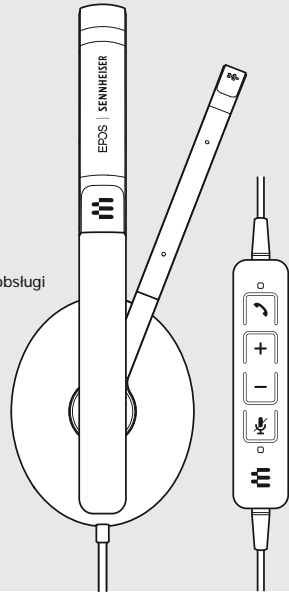


ADAPT 130 USB II | ADAPT 130 USB-C II
ADAPT 160 USB II | ADAPT 160 USB-C II
USB headset optimized for UC

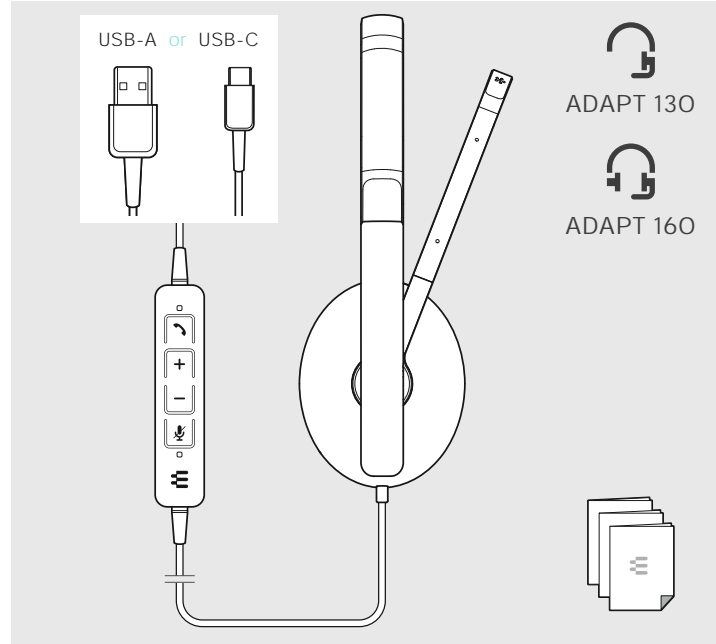
- EN Quick Guide
- DE Kurzanleitung
- FR Guide express
- IT Guida rapida
- ES Guía rápida
- PT Guia Rápido
- NL Mini handleiding
- EL
- DA Kvikvejledning
- SV Snabbguide
- FI Pikaopas
- PL Skrócona instrukcja obsługi
- RU
- ZH 快速入门指南
- TW 快速指南
- TR Hızlı Kılavuz
- JA クイックガイド
- ID Panduan Cepat
- KO 빠른 가이드



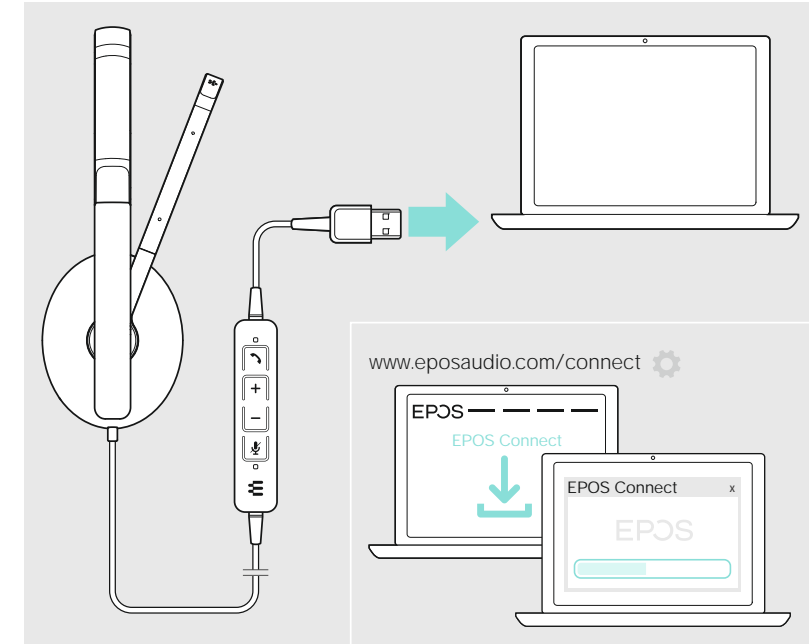
Model: SCWH18

Package contents | Lieferumfang | Contenu de la boîte | Contenuti della confezione |
Contenido del embalaje | Conteúdo da embalagem | Inhoud verpakking |
Pakkens indhold | Innehåll i förpackningen | Pakkauksen sisältö | Zawartość opakowania |
| 套装内容 | 包裝內容 | Kutunun içeriği | パッケージ内容 | Isi kemasan |

패키지 내용



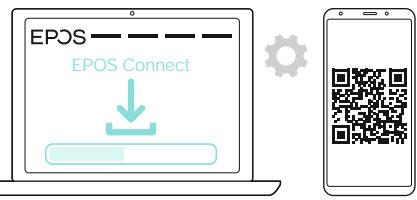
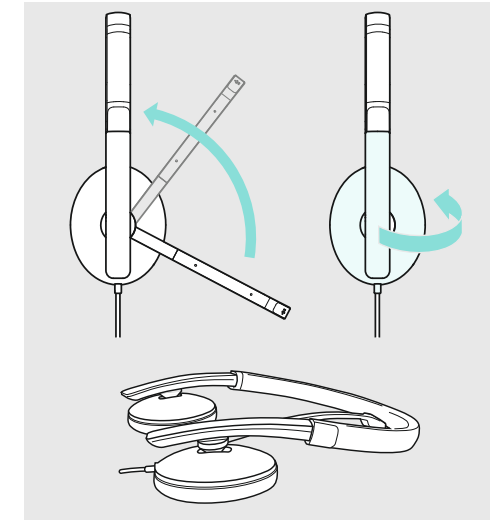
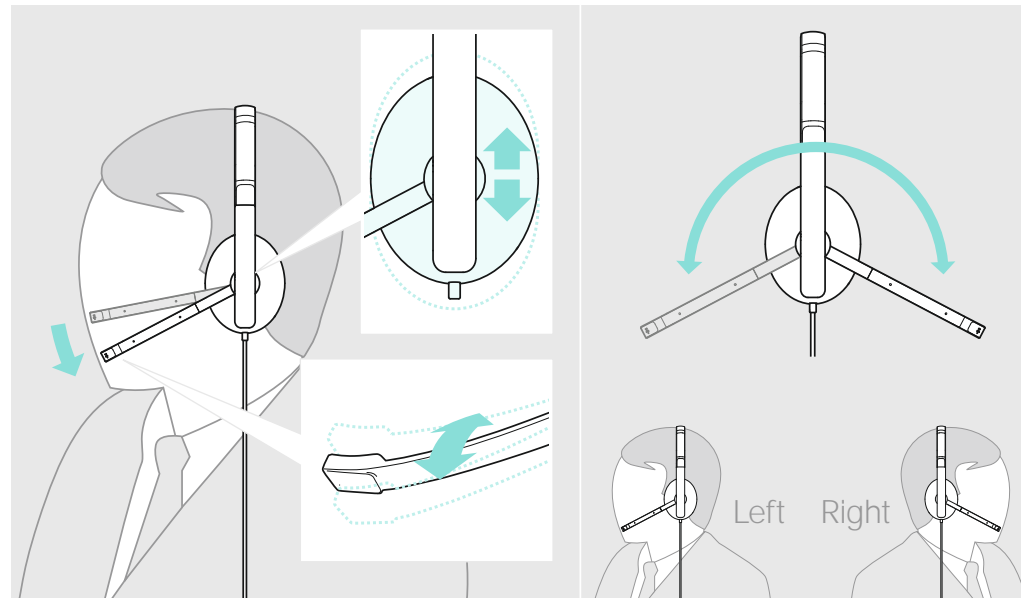
Connecting the headset | Headset anschließen | Connexion du casque microphone |
Collegamento dell'headset | Conectar el headset | Ligar os micro-ousoadores | Headset aansluiten |
| Tilslutning af hovedsættet | Anslut headset | Liitä kuulokemikrofoni |
Podłączenie zestawu słuchawkowego | | 连接耳机 | 連接耳機 |
Kulaklık in bilgisayarınıza | ヘッドセットを接続する | Menyambungkan headset | 헤드셋 연결하기



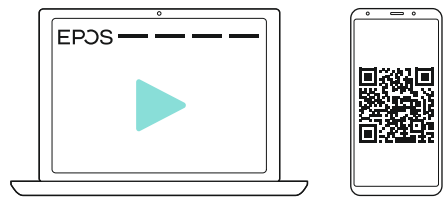
For product specific software and firmware upgrade with EPOS Connect go to:
www.eposaudio.com/connect

Adjusting and wearing the headset | Headset anpassen und tragen | Ajuster et porter l'oreillette | Indossare e adattare l'headset |
Ajustar y llevar el headset | Ajustar e utilizar o micro-ousoador | De headset aanpassen en dragen |
Tilpasning og brug af hovedtelefonen | Justera och ta på headsetet | Kuulokemikrofonin säätö ja käyttäminen | Dostosowanie oraz noszenie zestawu
słuchawkowego | | 头戴式耳机的适配与佩戴 | 頭戴式耳機的適配與佩戴 |
Kulaklık setinin ayarlanması ve takılması | ヘッドセットの適応と装着 | Menyesuaikan dan memakai headset | 헤드셋 설정 및 착용

Transporting the headset | Headset transportieren | Transporter le casque-micro | Trasporto dell'headset |
Transportar el headset | Transportar os micro-ousoadores | De headset transporteren |
Transport af headset | Transportera headset | Kuulokkeiden kuljettaminen | Transport zestawu słuchawkowego |
| 携带耳机 | 攜帶耳機 |
Kulaklık setini taşıma | ヘッドセット輸送時 | Membawa headset | 헤드셋 휴대하기

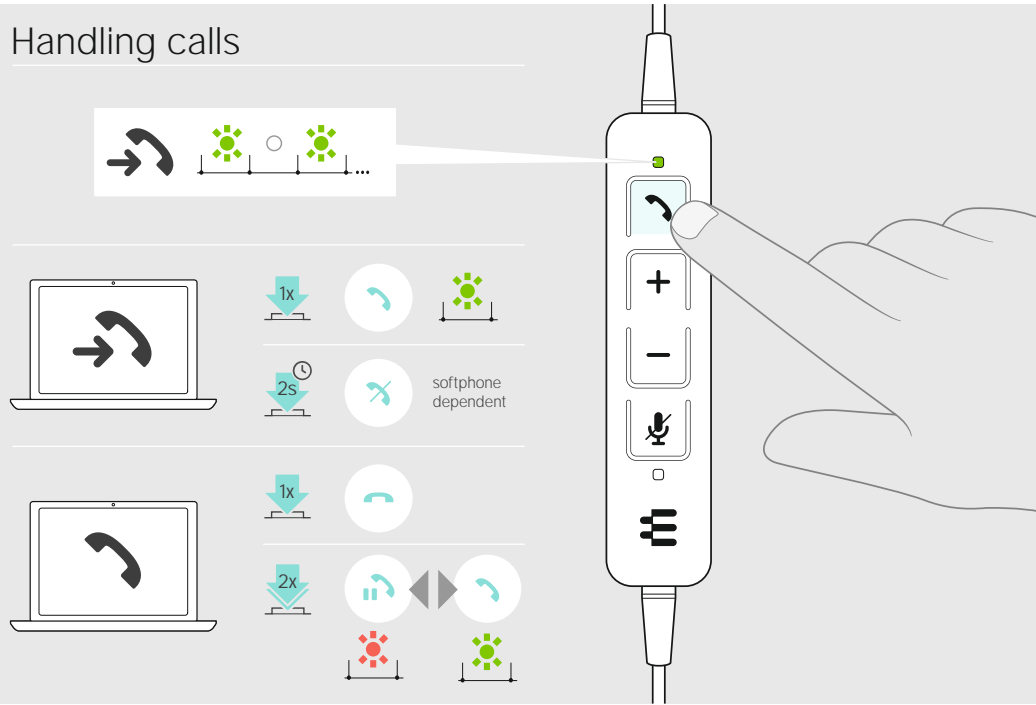


For "How-to" videos go to:
www.eposaudio.com/how-to-adapt-100

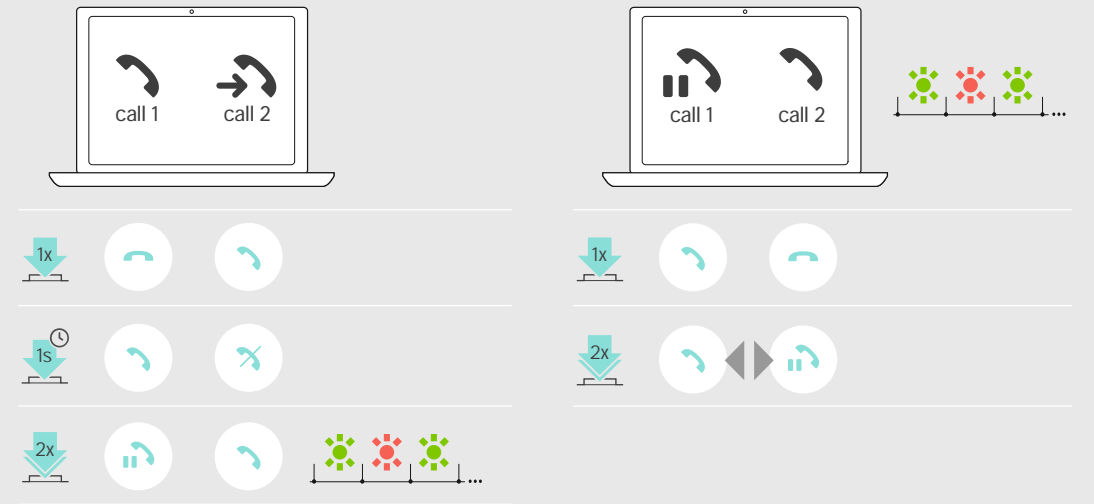


DSEA A/S
Kongebakken 9, DK-2765 Smørum, Denmark
www.eposaudio.com

Handling calls



Managing multiple calls



Adjusting the volume | Lautstärke einstellen | Régler le volume |
 Impostazione del volume | Ajustar el volumen | Ajustar o volume |
 Volume instellen | Indstilling af lydstyrke |
 Ställ in volymen | Äänvoimakkuuden säätäminen |
 Regulacja głośności |
 调节音量 | 調節音量 | Ses düzeyini ayarla | 音量を調節する |
 Mengatur volume suara | 볼륨 조절하기

Muting the microphone | Mikrofon stummschalten |
 Couper le microphone | Silenziamento del microfono |
 Silenciar el micrófono | Activar o modo de silencio no microfone |
 Microfoon op mute schakelen |
 Frakblönding af lyd på mikrofon | Stäng av mikrofonen |
 Mikrofonin mykistäminen | Wyciszenie mikrofonu |
 마이크의ミュ트 | Menonaktifkan suara mikrofon | 마이크 음소거

Replacing the ear pad | Ohrpolster austauschen |
 Remplacer le coussinet d'oreille | Sostituzione dei cuscinetti
 auricolari | Cambiar las almohadillas | Substituir as almofadas |
 Oorkussens vervangen |
 Udskiftning af ørepolstringer | Byt öronkuddar |
 Korvapehmusteiden vaihto | Wymiana poduszek słuchawkowych |
 更換耳墊 | 更換耳機襯墊 |
 Kulak yastı inin değiştirilmesi | İyarpadları değişdirmek |
 Mengganti Bantalan Telinga | 이어 패드 교체하기

Cleaning the product | Produkt reinigen | Nettoyage du produit |
 Pulizia del prodotto | Limpieza del producto | Limpar o produto |
 Het product reinigen |
 Rengöring af produktet | Rengöra produkten | Tuotteen puhdistus |
 Czystczenie produktu |
 Ürünün temizlenmesi | 製品のクリーニング | 清潔产品 | 清潔本產品 |
 Membersihkan produk | 제품 청소

