


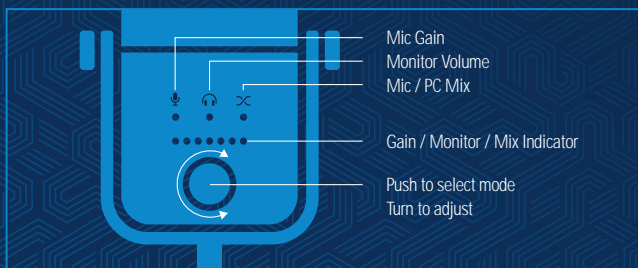
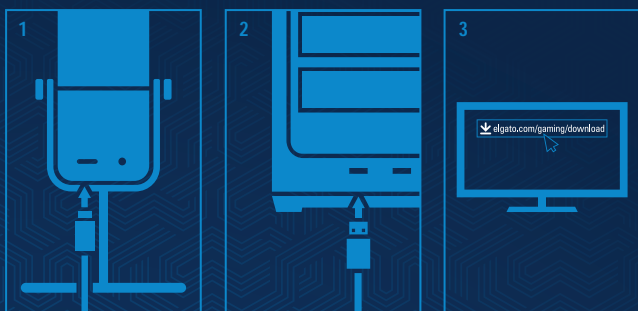
WAVE:3

Download the Elgato Wave Link app to get started.
Pour commencer, téléchargez l'application Elgato Wave Link.

- DE** Lade zum Loslegen die Elgato Wave Link App herunter.
- ES** Descarga la app Elgato Wave Link para empezar.
- IT** Scarica l'app Elgato Wave Link per iniziare.
- NL** Download de Elgato Wave Link-app om aan de slag te gaan.
- FI** Lataa Elgato Wave Link -sovellus aloittaaksesi.
- DA** Download Elgato Wave Link for at komme i gang.
- RU** Загрузите приложение Elgato Wave Link, чтобы начать работу.
- PT** Baixe o app Elgato Wave Link para começar.
- PL** Aby rozpocząć, pobierz aplikację Elgato Wave Link.
- SV** Börja genom att hämta appen Elgato Wave Link.
- AR** قم بتنزيل تطبيق Elgato Wave Link للبدء.
- JA** Elgato Wave Link アプリをダウンロードして始めましょう。
- KO** 시작하기 위해 Elgato Wave Link 앱을 다운로드하세요.
- ZH** 下载 Elgato Wave Link 应用程序以开始。



elgato.com/gaming/download



Federal Communication Commission Interference Statement

This device complies with Part 15 of the FCC Rules. Operation is subject to the following two conditions: (1) This device may not cause harmful interference, and (2) this device must accept any interference received, including interference that may cause undesired operation.

This equipment has been tested and found to comply with the limits for a Class B digital device, pursuant to Part 15 of the FCC Rules. These limits are designed to provide reasonable protection against harmful interference in a residential installation. This equipment generates, uses and can radiate radio frequency energy and, if not installed and used in accordance with the instructions, may cause harmful interference to radio communications. However, there is no guarantee that interference will not occur in a particular installation. If this equipment does cause harmful interference to radio or television reception, which can be determined by turning the equipment off and on, the user is encouraged to try to correct the interference by one of the following measures:

- Reorient or relocate the receiving antenna.
- Increase the separation between the equipment and receiver.
- Connect the equipment into an outlet on a circuit different from that to which the receiver is connected.
- Consult the dealer or an experienced radio/TV technician for help.

FCC Caution: Any changes or modifications not expressly approved by the party responsible for compliance could void the user's authority to operate this equipment

For questions about Elgato product compliance with FCC regulations, please contact:
Compliance Officer, Corsair Memory Inc., 47100 Bayside Pkwy, Fremont, CA 94538, USA

THIS PRODUCT HAS BEEN DESIGNED TO ASSIST YOU IN REPRODUCING MATERIALS IN WHICH YOU OWN THE COPYRIGHT OR HAVE OBTAINED PERMISSION TO COPY FROM THE COPYRIGHT OWNER. UNLESS YOU OWN THE COPYRIGHT OR HAVE OBTAINED PERMISSION TO COPY FROM THE COPYRIGHT OWNER, YOU MAY BE VIOLATING COPYRIGHT LAW AND BE SUBJECT TO PAYMENT OF DAMAGES AND OTHER REMEDIES. IF YOU ARE UNCERTAIN ABOUT YOUR RIGHTS YOU SHOULD CONTACT YOUR LEGAL ADVISOR.

Rating: 5 V, 500 mA



+ R-R-CSI-20MAB9901

Applicant Name (상호명): Corsair Memory, Inc.

Product Name (제품명칭): Wave:3

Model No.(모델명): 20MAB9901

Manufactured Year & Month (제조연월): Please refer to gift box sticker

Manufacturer & Country of Origin (제조사 및 제조국가): Corsair Memory, Inc.

Made in China

Part: 51MAB9902