



**Middle Atlantic Products**

EXCEPTIONAL SUPPORT & PROTECTION™


# PPM Pivoting Panel Mounts



**The PPM Series - Unique pivoting design provides easy equipment rear access**

## Features


- Easy rear access provided by swinging rails down
- Innovative “positive stop” design facilitates punching down while fully open, opens 90°
- Available with a backless design to mount over wall obstructions (PPM-6-16OB only)
- Abundant tie points for cable management
- Available in 6”, 12”, 16”, and 18” depths
- Rack screws & hook and loop cable management fasteners included
- Durable black powder coat finish.



PPM-6-12



Backless design for mounting over wall obstructions, model # PPM-6-16OB



Shown with optional top cover and door

**PIVOTING PANEL  
ACCESSORIES  
TOP COVER  
LIFT-OFF DOOR**

## Architects’ and Engineers’ Specifications

EIA compliant 19” wall mount pivoting panel mount shall be Middle Atlantic Products model # PPM- (refer to chart). Useable height shall be \_ rackspaces and useable depth shall be \_” (refer to chart). PPM shall have a weight capacity of \_\_\_ lbs. (refer to chart). Rack shall be 16-gauge steel, phosphate pre-treated with a durable black powder coat. Rackrail shall be 11-gauge steel with tapped 10-32 holes in universal EIA spacing. Pivoting panel mount shall feature pivoting design for easy rear access to equipment, and a positive stop on pivot to allow punching down while fully open, as well as abundant cable tie points to facilitate wire management. PPM shall be GREENGUARD Indoor Air Quality Certified for Children and Schools. PPM shall be RoHS EU Directive 2002/95/EC Compliant. PPM shall be manufactured by an ISO 9001 and ISO 14001 registered company. PPM shall be warrantied to be free from defects in material and workmanship under normal use and conditions for the lifetime of this product.

### WEIGHT CAPACITIES:

PPM-2 . . . . .	.20 Pounds	PPM-6-16OB . . . . .	.60 Pounds
PPM-4 . . . . .	.30 Pounds	PPM-8-12 . . . . .	.60 Pounds
PPM-6 . . . . .	.30 Pounds	PPM-8-18 . . . . .	.60 Pounds
PPM-6-12 . . . . .	.40 Pounds		

### OPTIONS

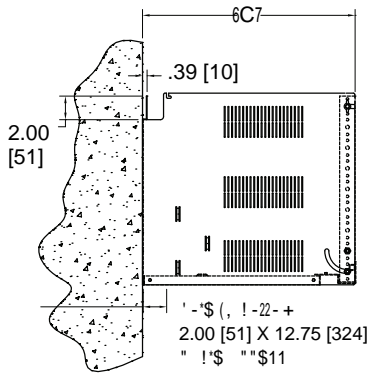
- Top cover shall be model # PPM-LID12 for use with 12” deep PPM, model # PPM-LID16 for use with 16” deep PPM, model # PPM-LID18 for use with 18” deep PPM
- Lift-off door shall be model # PPM-DO6 for use with PPM-6-12, model # PPM-DO8 for use with PPM-8-12 / PPM-8-18. (To use door, top cover option is required) Lift-off door provides 3” door-to-rail clearance

**CUSTOMIZABLE SPECIFICATION CLIPS AVAILABLE AT MIDDLEATLANTIC.COM**

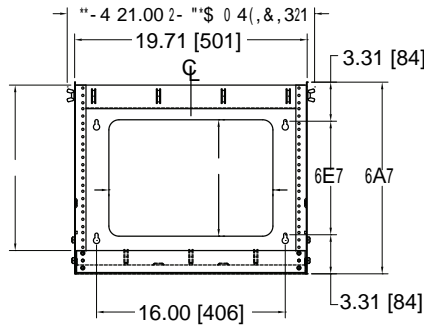
# PPM basic dimensions

## PPM-6-12, PPM-8-12, PPM-6-18

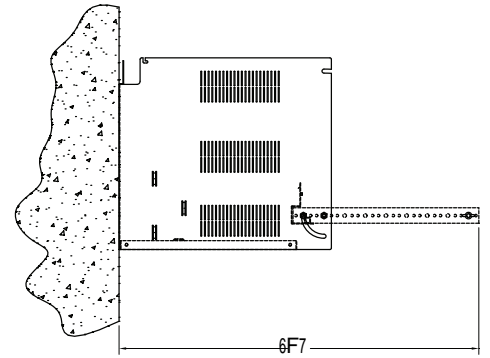
A" #+ \$, 1(-, 1 (, " " \$1 3, \$11 -2' \$04(1\$, -2\$# [A" !0 ") \$2\$# #+ \$, 1(-, 1 0\$ (, +(' (+\$2\$01)



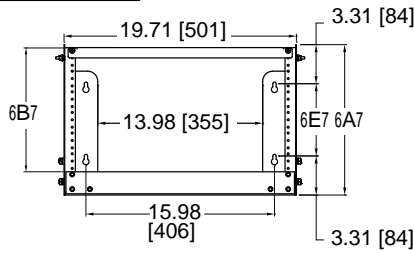
SIDE



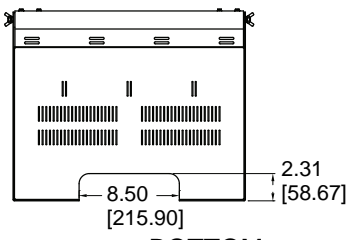
FRONT



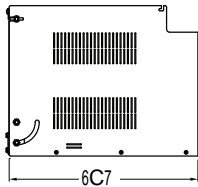
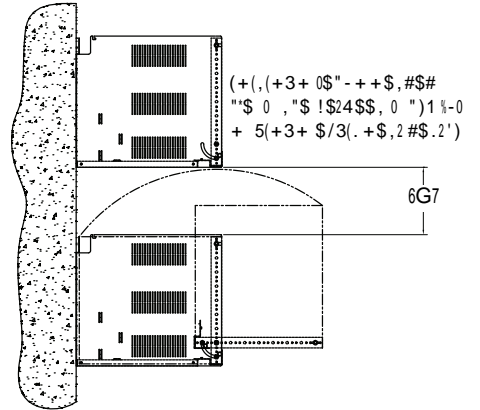
## PPM-6-160B



FRONT



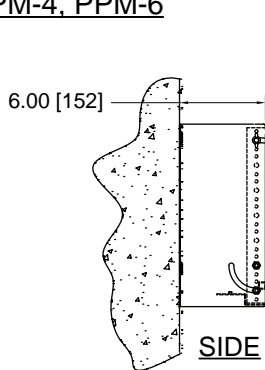
BOTTOM



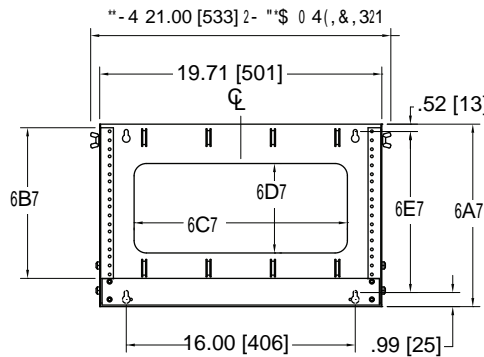
SIDE

Part #	"A" OVERALL HEIGHT	"B" USEABLE HEIGHT	"C" DEPTH	"D" BACKPAN OPENING HEIGHT	"E" MOUNTING HOLE DISTANCE	"F" MINIMUM WALL CLEARANCE	"G" CLEARANCE BETWEEN RACKS
PPM-6-12	12.75 [324]	10.50 [267]/6 SP	12.00 [305]	6.37 [162]	6.12 [155]	21.00 [533]	5.00 [127]
PPM-6-16-0B	12.75 [324]	10.50 [267]/6 SP	16.00 [406]	-	6.12 [155]	25.00 [635]	8.25 [210]
PPM-8-12	16.25 [413]	14.00 [356]/8 SP	12.00 [305]	9.87 [251]	9.62 [244]	24.50 [622]	4.00 [102]
PPM-8-18	16.25 [413]	14.00 [356]/8 SP	18.00 [457]	9.87 [251]	9.62 [244]	30.50 [775]	8.35 [212]

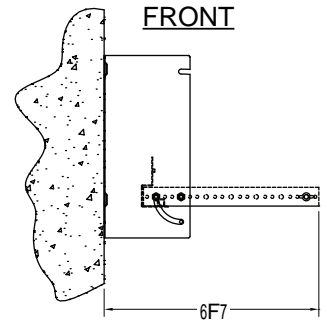
## PPM-2, PPM-4, PPM-6



SIDE



FRONT



Part #	"A" OVERALL HEIGHT	"B" USEABLE HEIGHT	"C" BACKPAN OPENING WIDTH	"D" BACKPAN OPENING HEIGHT	"E" MOUNTING HOLE DISTANCE	"F" MINIMUM WALL CLEARANCE	"G" CLEARANCE BETWEEN RACKS
PPM-2	5.75 [146]	3.50 [89] / 2 SP	10.00 [254]	1.71 [43]	4.25 [108]	8.0 [203]	3.00 [76]
PPM-4	9.25 [235]	7.0 [178] / 4 SP	9.5 [241]	3.0 [76]	7.75 [197]	11.50 [292]	1.75 [44]
PPM-6	12.75 [324]	10.50 [267] / 6 SP	14.9 [378]	6.25 [159]	11.25 [286]	15.00 [381]	1.25 [32]

