

peerless-AV[®]

PARAMOUNT[™]
Wall Mounts



PARAMOUNT™

Audio Visual Mounting Solutions

The Paramount™ line by Peerless-AV® is the balance of form and function. To achieve the ultimate viewing experience, Paramount display mounting solutions deliver low profiles with an ease of installation and a stylish offering of durable design. Movement and versatile functionality are the hallmark attributes that make the Paramount comprehensive line of mounts an attractive solution for creating comfortable viewing angles.




Key Features and Benefits



Open Wall Plate

Allows for total wall access and increases electrical and cable management options



Low-Profile Design

Positions display close to the wall for a sleek mounting installation




Easy-Glide™ Design

Hooks onto the wall plate for quick, simple and secure installation




This series of mounts has passed the approval process for Underwriters Laboratories (UL), promoting safe living and working environments by the application of safety science and hazard-based safety engineering. Paramount mounts have been submitted to rigorous safety testing, including tests for strength and “pull out” to a minimum of four times the stated load capacity.

Peerless-AV's mounts are also RoHS compliant, which stands for the Restriction of Hazardous Substances. Through the restriction of six hazardous materials in electrical and electronic products, Peerless-AV provides a safe environment for the consumer.



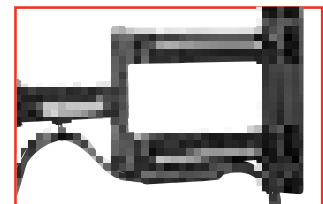
Hook-and-Hang™ System

Display is easily installed by a single person



Locking Tilt

Lock the display at any angle with the ratcheting handle



Integrated Cable Management

Protects, contains and conceals cables for a clean, professional installation


PARAMOUNT™ Flat & Tilt Wall Mounts

The Paramount™ series of flat and tilt wall mounts are simple and easy to install. The low-profile design positions the display close to the wall, complementing the latest displays on the market. The Hook-and-Hang™ system offers easy, one-person installation of the display, while the Easy-Glide™ adaptors hook onto the wall plate for a quick, simple, and secure installation. Achieve perfect positioning of the display with the side-to-side adjustment feature after installation. A ratcheting handle provides locking tilt capability for quick adjustments to the amount of tilt, reducing glare and optimizing the viewing angle.

* Additional VESA® 200 x 100mm mounting pattern with ACC2X1 Adaptor Plate Accessory

** Additional VESA® mounting patterns up to 400 x 400mm with ACC4X4 Adaptor Plate Accessory

FLAT





PF630	PF632	osbpd PF640	osbpd PF650	osbpd PF660
Display Size 10" to 29"	Display Size 22" to 43"	Display Size 32" to 46"	Display Size 39" to 75"	Display Size 39" to 90"
Max Load 50lb (23kg)	Max Load 80lb (36kg)	Max Load 100lb (45kg)	Max Load 150lb (68kg)	Max Load 200lb (91kg)
VESA® Pattern 75 and 100mm*	VESA® Pattern 100, 200 x 100 and 200 x 200mm**	Mounting Pattern up to 450 x 305mm (17.72" x 12.01")	Mounting Pattern up to 742 x 405mm (29.23" x 15.95")	Mounting Pattern up to 825 x 405mm (32.48" x 15.95")
Distance From Wall 0.64" (16mm)	Distance From Wall 0.64" (16mm)	Distance From Wall 1.26" (32mm)	Distance From Wall 1.26" (32mm)	Distance From Wall 1.26" (32mm)
Tilt —	Tilt —	Tilt —	Tilt —	Tilt —
Metal Stud Accessory ACC215	Metal Stud Accessory ACC215	Metal Stud Accessory ACC415	Metal Stud Accessory ACC415	Metal Stud Accessory ACC415

- Slim design positions the display only 0.64" (16mm) from the wall

- Low-profile design creates an aesthetically appealing look

- Design is UL listed and tested to four times stated load capacity




PT660 shown

**1. HOOK-AND-HANG™
INSTALLATION**
Display is easily installed
by a single person

2. LOCKING TILT
Lock the display at any
angle with the ratcheting
handle

3. HORIZONTAL ADJUSTMENT
Side-to-side adjustment allows
for perfect display positioning
[after installation]

TILT



os**h**pd

os**h**pd

os**h**pd

PT630	PT632	PT640	PT650	PT660
Display Size 10" to 29"	Display Size 22" to 43"	Display Size 32" to 46"	Display Size 39" to 75"	Display Size 39" to 90"
Max Load 50lb (23kg)	Max Load 80lb (36kg)	Max Load 100lb (45kg)	Max Load 150lb (68kg)	Max Load 200lb (91kg)
VESA® Pattern 75 and 100mm*	VESA® Pattern 100, 200 x 100 and 200 x 200mm**	Mounting Pattern up to 450 x 305mm (17.72" x 12.01")	Mounting Pattern up to 750 x 405mm (29.52" x 15.95")	Mounting Pattern up to 832 x 405mm (32.75" x 15.95")
Distance From Wall 2.01"-2.98" (51-76mm)	Distance From Wall 2.01"-3.78" (51-96mm)	Distance From Wall 2.63"-4.74" (67-120mm)	Distance From Wall 2.63"-5.50" (67-139mm)	Distance From Wall 2.63"-5.50" (67-139mm)
Tilt +15°/-5°	Tilt +15°/-5°	Tilt +15°/-5°	Tilt +15°/-5°	Tilt +15°/-5°
Metal Stud Accessory ACC215	Metal Stud Accessory ACC215	Metal Stud Accessory ACC415	Metal Stud Accessory ACC415	Metal Stud Accessory ACC415

- Tilt angle locks into place with simple tightening of handle

- Included IncreLok™ feature offers fixed tilt lock in 5° increments

- Design is UL listed and tested to four times stated load capacity

PARAMOUNT™

Pivoting & Articulating Wall Mounts

The Paramount™ series of pivot and articulating wall mounts provide versatile and multi-functional features. The arm allows the display to be fully extended or retracted from the wall for an improved viewing angle. Integrated cable management protects, contains and conceals cables for a clean installation. One-Touch™ tilt technology of $\pm 15^\circ$ vertical tilt movement, $\pm 5^\circ$ roll for post-installation leveling and $\pm 90^\circ$ pivoting means the display will be perfectly positioned for the ideal viewing angle.

* Additional VESA® 200 x 100mm mounting pattern with ACC2X1 Adaptor Plate Accessory

** Additional VESA® mounting patterns up to 400 x 400mm with ACC4X4 Adaptor Plate Accessory

PIVOTING



os**h**pd

PP730

Display Size
10" to 29"

Max Load
25lb (11kg)

VESA® Pattern
75 and 100mm*

Distance From Wall
2.75"-7.40" (70-188mm)

Tilt | Swivel | Roll
 $\pm 15^\circ$ | $\pm 90^\circ$ | $\pm 5^\circ$

Metal Stud Accessory
WSP700/WSP701



os**h**pd

PP740

Display Size
22" to 43"

Max Load
80lb (36kg)

VESA® Pattern
100, 200 x 100 and 200 x 200mm**

Distance From Wall
2.76"-7.43" (70-189mm)

Tilt | Swivel | Roll
 $+15^\circ/-5^\circ$ | $\pm 90^\circ$ | $\pm 5^\circ$

Metal Stud Accessory
WSP700/WSP701

ARTICULATING



os**h**pd

PA730

Display Size
10" to 29"

Max Load
25lb (11kg)

VESA® Pattern
75 and 100mm*

Distance From Wall
2.73"-14.85" (69-377mm)

Tilt | Swivel | Roll
 $\pm 15^\circ$ | $\pm 90^\circ$ | $\pm 5^\circ$

Metal Stud Accessory
WSP700/WSP701



os**h**pd

PA740

Display Size
22" to 43"

Max Load
80lb (36kg)

VESA® Pattern
100, 200 x 100 and 200 x 200mm**

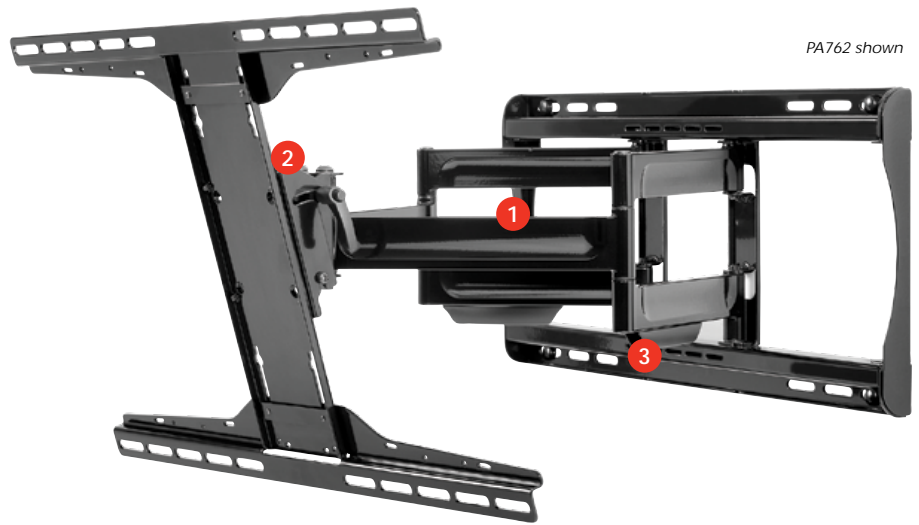

Distance From Wall
2.80"-14.91" (71-379mm)

Tilt | Swivel | Roll
 $+15^\circ/-5^\circ$ | $\pm 90^\circ$ | $\pm 5^\circ$

Metal Stud Accessory
WSP700/WSP701

- Extends, turns and tilts for improved viewing position
- Integrated cable management protects, contains and conceals cables for a clean, professional installation

- Swivel, tilt, extend or retract your display for the perfect viewing angle
- Design is UL listed and tested to four times stated load capacity


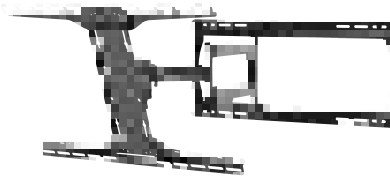


PA762 shown

1. EXTENDS UP TO 21.32" (542mm)
Offers the perfect viewing angle

2. HOOK-AND-HANG™ INSTALLATION
Display is easily installed by a single person

3. INTEGRATED CABLE MANAGEMENT
Protects, contains and conceals cables for a clean, professional installation



PA746

PA750

PA762

Display Size
32" to 50"

Display Size
39" to 75"

Display Size
39" to 90"

Max Load
80lb (36kg)

Max Load
100lb (45kg)

Max Load
150lb (68kg)

VESA® Pattern
100, 200 x 100, 200 x 200, 300 x 200,
300 x 300, 400 x 300 and 400 x 400mm

Mounting Pattern
up to 600 x 400mm
(23.62" x 15.75")

Mounting Pattern
up to 600 x 400mm
(23.62" x 15.75")

Distance From Wall
2.81"-15.08" (71-383mm)

Distance From Wall
3.00"-21.35" (76-542mm)

Distance From Wall
3.00"-21.32" (76-542mm)

Tilt | Swivel | Roll
+15°/-5° | ±90° | ±5°

Tilt | Swivel | Roll
+15°/-5° | ±90° | ±5°

Tilt | Swivel | Roll
+15°/-5° | ±90° | ±5°

Metal Stud Accessory
WSP700/WSP701

Metal Stud Accessory
—

Metal Stud Accessory
—

- Integrated cable management protects, contains and conceals cables for a clean, professional installation

- The I-Shaped Adaptor plate's innovative design helps avoid blocking connections on back of display



- Integrated cable management protects, contains and conceals cables for a clean, professional installation



For over 75 years, passion and innovation continue to drive Peerless-AV® forward.

We proudly design and manufacture the highest quality products, ranging from outdoor displays to complete kiosk solutions, digital signage mounts to wireless systems. Whether a full-scale global deployment or custom project, Peerless-AV develops meaningful relationships and delivers world-class service. In partnership with Peerless-AV, you are trusting an award-winning team of experts who will support your business every step of the way.

For more information, visit peerless-av.com.

 peerless-av.com
 800-865-2112