

Precision 3460 Small Form Factor

Setup and Specifications

Notes, cautions, and warnings

 **NOTE:** A NOTE indicates important information that helps you make better use of your product.

 **CAUTION:** A CAUTION indicates either potential damage to hardware or loss of data and tells you how to avoid the problem.


 **WARNING:** A WARNING indicates a potential for property damage, personal injury, or death.

Chapter 1: Set up your computer	4
Chapter 2: Chassis overview	9
Display.....	9
Back.....	10
Chapter 3: Specifications of Precision 3460 Small Form Factor	11
Dimensions and weight.....	11
Processor.....	11
Chipset.....	12
Operating system.....	12
Memory.....	12
Memory matrix.....	13
External ports.....	14
Internal slots.....	14
Ethernet.....	15
Wireless module.....	15
Audio.....	16
Storage.....	16
RAID (Redundant Array of Independent Disks).....	17
Media-card reader.....	18
Power ratings.....	18
Power supply connector.....	18
GPU—Integrated.....	19
Multiple display support matrix.....	19
GPU — Discrete.....	20
Multiple display support matrix.....	20
Hardware security.....	21
Environmental.....	22
Regulatory compliance.....	22
Operating and storage environment.....	22
Chapter 4: Getting help and contacting Dell	24


Set up your computer

Steps

1. Connect the keyboard and mouse.



2. Connect to your network using a cable.




i **NOTE:** Alternatively, you can connect to a wireless network.

3. Connect the display.



i **NOTE:** If you ordered your computer with a discrete graphics card, the HDMI and the display ports on the back panel of your computer are covered. Connect the display to the port on the discrete graphics card.

4. Connect the power cable.



5. Press the power button.



6. Finish Windows setup.

Follow the on-screen instructions to complete the setup. When setting up, Dell recommends that you:

- Connect to a network for Windows updates.
 - **NOTE:** If connecting to a secured wireless network, enter the password for the wireless network access when prompted.
- If connected to the internet, sign-in with or create a Microsoft account. If not connected to the internet, create an offline account.
- On the **Support and Protection** screen, enter your contact details.

7. Locate and use Dell apps from the Windows Start menu—Recommended

Table 1. Locate Dell apps







Resources	Description
	My Dell Centralized location for key Dell applications, help articles, and other important information about your computer. It also notifies you about the warranty status, recommended accessories, and software updates if available.
	SupportAssist SupportAssist proactively and predictively identifies hardware and software issues on your computer and automates the engagement process with Dell Technical support. It addresses performance and stabilization issues, prevents security threats, monitors, and detects hardware failures. For more information, see <i>SupportAssist for Home PCs User's Guide</i> at www.dell.com/serviceabilitytools . Click SupportAssist and then, click SupportAssist for Home PCs .

Table 1. Locate Dell apps (continued)

Resources	Description
	 NOTE: In SupportAssist, click the warranty expiry date to renew or upgrade your warranty.
	Dell Update Updates your computer with critical fixes and latest device drivers as they become available. For more information on using Dell Update, search in the Knowledge Base Resource at www.dell.com/support .
	Dell Digital Delivery Download software applications, which are purchased but not preinstalled on your computer. For more information on using Dell Digital Delivery, search in the Knowledge Base Resource at www.dell.com/support .

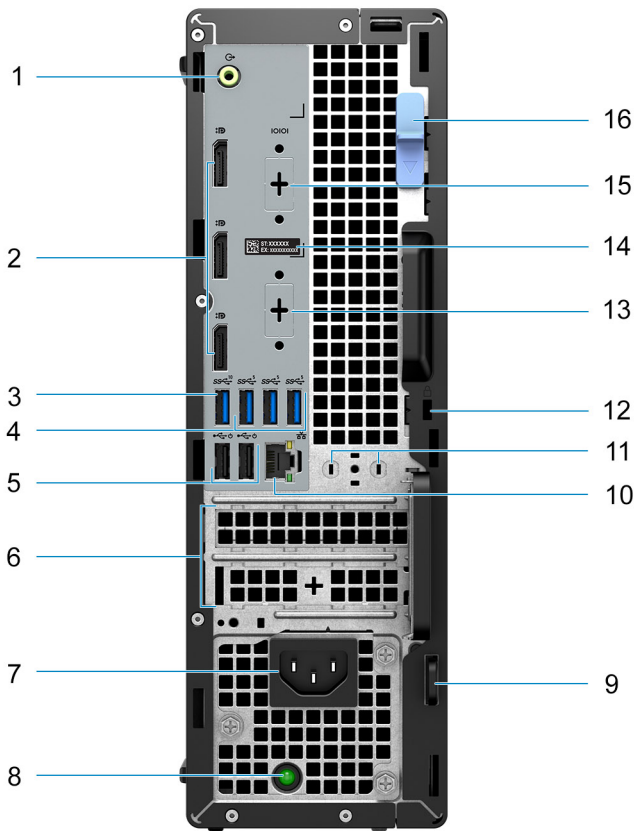
Chassis overview

Display



1. Power button
2. Hard drive activity light
3. Universal audio port
4. SD-card reader (optional)
5. USB 2.0 port with PowerShare
6. USB 2.0 port
7. USB 3.2 Gen 2x2 Type-C port
8. USB 3.2 Gen 2 port
9. Optical drive (optional)

Back




1. Re-tasking Line-out/Line-in audio port
2. Three DisplayPort 1.4a ports (HBR2)
3. USB 3.2 Gen 2 port
4. Three USB 3.2 Gen 1 ports
5. Two USB 2.0 ports with Smart Power On
6. Two expansion card slots
7. Power connector port
8. Power supply diagnostic light
9. Padlock ring
10. RJ45 Ethernet port
11. Antenna module slot
12. Kensington security-cable slot
13. HDMI 2.1/DisplayPort 1.4/VGA/USB 3.2 Gen 2 type-C port with DisplayPort Alt Mode (optional)
14. Service Tag
15. Serial port (optional)
16. Release latch

Specifications of Precision 3460 Small Form Factor

Dimensions and weight

The following table lists the height, width, depth, and weight of your Precision 3460 Small Form Factor.

Table 2. Dimensions and weight

Description	Values
Height:	
Front height	290.00 mm (11.42 in.)
Rear height	290.00 mm (11.42 in.)
Width	92.60 mm (3.65 in.)
Depth	292.80 mm (11.53 in.)
Weight (maximum)	<ul style="list-style-type: none"> Minimum: 3.87 kg (8.52 lb) Maximum: 5.34 kg (11.77 lb) <p> NOTE: The weight of your computer depends on the configuration ordered and manufacturing variability.</p>

Processor

The following table lists the details of the processors supported by your Precision 3460 Small Form Factor.

Table 3. Processor

Description	Option one	Option two	Option three	Option four	Option five	Option six
Processor type	13 th Generation Intel Core i3-13100	13 th Generation Intel Core i5-13400	13 th Generation Intel Core i5-13500, vPro	13 th Generation Intel Core i5-13600, vPro	13 th Generation Intel Core i7-13700, vPro	13 th Generation Intel Core i9-13900, vPro
Processor wattage	60 W	65 W	65 W	65 W	65 W	65 W
Processor core count	4	10	14	14	16	24
Processor thread count	8	16	20	20	24	32
Processor speed	3.4 GHz to 4.5 GHz	1.8 GHz to 4.6 GHz	1.8 GHz to 4.8 GHz	2.0 GHz to 5.0 GHz	1.5 GHz to 5.2 GHz	1.5 GHz to 5.6 GHz
Processor cache	12 MB	20 MB	24 MB	24 MB	30 MB	36 MB

Table 3. Processor (continued)

Description	Option one	Option two	Option three	Option four	Option five	Option six
Integrated graphics	Intel UHD Graphics 730	Intel UHD Graphics 730	Intel UHD Graphics 770	Intel UHD Graphics 770	Intel UHD Graphics 770	Intel UHD Graphics 770

Chipset

The following table lists the details of the chipset supported by your Precision 3460 Small Form Factor.

Table 4. Chipset

Description	Values
Chipset	Intel W680
Processor	13 th Generation Intel Core i3/i5/i7/i9
DRAM bus width	64-bit, Dual-channel
Flash EPROM	<ul style="list-style-type: none"> 16 MB (nRPMC) 32 MB (RPMC)
PCIe bus	Up to Gen 4.0

Operating system

Your Precision 3460 Small Form Factor supports the following operating systems:

- Windows 11 Home, 64-bit
- Windows 11 Pro, 64-bit
- Windows 11 Pro for Workstations, 64-bit
- Windows 11 Pro National Education, 64-bit
- Windows 10 Home, 64-bit
- Windows 10 Pro, 64-bit
- Windows 10 Pro National Academic, 64-bit
- Windows 10 IoT Enterprise 2019 LTSC (OEM only)
- Ubuntu Linux 20.04 LTS, 64-bit

Memory

The following table lists the memory specifications of your Precision 3460 Small Form Factor.

Table 5. Memory specifications

Description	Values
Memory slots	Two SODIMM slots
Memory type	DDR5
Memory speed	4800 MHz

Table 5. Memory specifications (continued)

Description	Values
Maximum memory configuration	64 GB
Minimum memory configuration	8 GB
Memory size per slot	8 GB, 16 GB, 32 GB
Memory configurations supported	<ul style="list-style-type: none"> • 8 GB, 1 x 8 GB, DDR5, 4800 MHz, ECC, single-channel • 16 GB, 1 x 16 GB, DDR5, 4800 MHz, ECC, single-channel • 16 GB, 2 x 8 GB, DDR5, 4800 MHz, ECC, dual-channel • 32 GB, 1 x 32 GB, DDR5, 4800 MHz, ECC, single-channel • 32 GB, 2 x 16 GB, DDR5, 4800 MHz, ECC, dual-channel • 64 GB, 2 x 32 GB, DDR5, 4800 MHz, ECC, dual-channel • 8 GB, 1 x 8 GB, DDR5, 4800 MHz, non-ECC, single-channel • 16 GB, 1 x 16 GB, DDR5, 4800 MHz, non-ECC, single-channel • 16 GB, 2 x 8 GB, DDR5, 4800 MHz, non-ECC, dual-channel • 32 GB, 1 x 32 GB, DDR5, 4800 MHz, non-ECC, single-channel • 32 GB, 2 x 16 GB, DDR5, 4800 MHz, non-ECC, dual-channel • 64 GB, 2 x 32 GB, DDR5, 4800 MHz, non-ECC, dual-channel

Memory matrix

The following table lists the memory configurations supported on your Precision 3460 Small Form Factor.

Table 6. Memory matrix

Configuration	Slot	
	SO-DIMM1	SO-DIMM2
8 GB DDR5	8 GB	NA
16 GB DDR5	16 GB	NA
16 GB DDR5	8 GB	8 GB
32 GB DDR5	32 GB	NA
32 GB DDR5	16 GB	16 GB
64 GB DDR5	32 GB	32 GB

External ports

The following table lists the external ports of your Precision 3460 Small Form Factor.

Table 7. External ports

Description	Values
Network port	One RJ45 Ethernet port (rear)
USB ports	<ul style="list-style-type: none"> • One USB 2.0 port with PowerShare (front) • One USB 2.0 port (front) • One USB 3.2 Gen 2 ports (front) • One USB 3.2 Gen 2x2 Type-C port (front) • Three USB 3.2 Gen 1 ports (rear) • One USB 3.2 Gen 2 port (rear) • Two USB 2.0 ports with Smart Power On (rear)
Audio port	<ul style="list-style-type: none"> • One Universal audio port (front) • One Re-tasking Line-out/Line-in audio port (rear)
Video port	<ul style="list-style-type: none"> • Three DisplayPort 1.4a (HBR2) ports (rear) <ul style="list-style-type: none"> ⓘ NOTE: Maximum resolution up to 4096 x 2304 @60Hz. • One Optional video port (DisplayPort 1.4a (HBR3)/HDMI 2.1/VGA) (optional) <ul style="list-style-type: none"> ⓘ NOTE: Maximum resolution: <ul style="list-style-type: none"> ○ HDMI 2.1: Up to 4096 x 2160 @60Hz ○ DisplayPort 1.4a (HBR3): Up to 5120 x 3200 @60Hz ○ VGA: Up to 1920 x 1200 @60Hz • One USB 3.2 Gen 2 type-C port with DisplayPort Alt Mode (rear, optional) <ul style="list-style-type: none"> ⓘ NOTE: Maximum resolution up to 5120 x 3200 @60Hz ⓘ NOTE: Download and install the latest Intel Graphics driver from www.dell.com/support to enable multiple displays.
Media-card reader	One SD 4.0 card slot (front, optional card)
Security-cable slot	<ul style="list-style-type: none"> • One Kensington lock slot • One Padlock ring

Internal slots

The following table lists the internal slots of your Precision 3460 Small Form Factor.

Table 8. Internal slots

Description	Values
PCIe Expansion	<ul style="list-style-type: none"> • One Half-height Gen4 PCIe x16 slot • One Half-height Gen3 PCIe x4 slot
SATA	<ul style="list-style-type: none"> • Three SATA 3.0 slots for 3.5-inch/2.5-inch hard drive and slim optical drive

Table 8. Internal slots (continued)

Description	Values
M.2	<ul style="list-style-type: none"> ● One M.2 2230 slot for WiFi and Bluetooth card ● Three M.2 2230/2280 slots for SSD <ul style="list-style-type: none"> ○ 1st M.2 slot for 2230/2280 SSD ○ 2nd M.2 slot for 2230/2280 SSD ○ 3rd M.2 slot for 2280 SSD <p>NOTE: To learn more about the features of different types of M.2 cards, see the knowledge base article 000144170 at www.dell.com/support.</p>

Ethernet

The following table lists the wired Ethernet Local Area Network (LAN) specifications of your Precision 3460 Small Form Factor.

Table 9. Ethernet specifications

Description	Values
Model number	Intel I219-LM
Transfer rate	10/100/1000Mbps

Wireless module

The following table lists the Wireless Local Area Network (WLAN) modules supported on your Precision 3460 Small Form Factor.

Table 10. Wireless module specifications

Description	Option one	Option two
Model number	Intel AX211	Qualcomm WCN6856-DBS
Transfer rate	Up to 2400 Mbps	Up to 3571 Mbps
Frequency bands supported	2.4 GHz/5 GHz/6 GHz	2.4 GHz/5 GHz/6 GHz
Wireless standards	<ul style="list-style-type: none"> ● WiFi 802.11a/b/g ● Wi-Fi 4 (WiFi 802.11n) ● Wi-Fi 5 (WiFi 802.11ac) ● Wi-Fi 6E (WiFi 802.11ax) 	<ul style="list-style-type: none"> ● WiFi 802.11a/b/g ● Wi-Fi 4 (WiFi 802.11n) ● Wi-Fi 5 (WiFi 802.11ac) ● Wi-Fi 6E (WiFi 802.11ax)
Encryption	<ul style="list-style-type: none"> ● 64-bit and 128-bit WEP ● 128-bit AES-CCMP ● TKIP 	<ul style="list-style-type: none"> ● 64-bit and 128-bit WEP ● AES-CCMP ● TKIP
Bluetooth	5.3	5.3

Audio

The following table lists the audio specifications of your Precision 3460 Small Form Factor.

Table 11. Audio specifications

Description		Values
Audio controller		Waves MaxxAudio API
Stereo conversion		24-bit DAC (Digital-to-Analog) and ADC (Analog-to-Digital)
Internal audio interface		Intel HDA (high-definition audio)
External audio interface		<ul style="list-style-type: none"> • One Universal audio port (front) • One Line-out audio port with re-tasking to Line-in(rear)
Number of speakers		Not supported
Internal-speaker amplifier		Not supported
External volume controls		Not supported
Speaker output:		
	Average speaker output	Not supported
	Peak speaker output	Not supported
Subwoofer output		Not supported
Microphone		Not supported

Storage

This section lists the storage options on your Precision 3460 Small Form Factor.

Your computer supports one of the following configurations:

- One 2.5 inch hard drive
- Two 2.5 inch hard drives
- One 3.5 inch hard drive
- One M.2 2280 solid-state drive
- One M.2 2280 solid-state drive (class 40) and one 3.5 inch hard-disk drive
- One M.2 2280 solid-state drive (class 40) and one 2.5 inch hard-disk drive
- One M.2 2280 solid-state drive (class 40) and two 2.5 inch hard-disk drives
- Two M.2 2280 solid-state drive (class 40) and one 3.5 inch hard-disk drive
- Two M.2 2280 solid-state drive (class 40) and one 2.5 inch hard-disk drive
- Two M.2 2280 solid-state drive (class 40) and two 2.5 inch hard-disk drives
- Three M.2 2280 solid-state drive (class 40) and one 3.5 inch hard-disk drive
- Three M.2 2280 solid-state drive (class 40) and one 2.5 inch hard-disk drive
- Three M.2 2280 solid-state drive (class 40) and two 2.5 inch hard-disk drives

The primary drive of your computer varies with the storage configuration. For computers:

- with a M.2 solid-state drive, the M.2 solid-state drive is the primary drive
- without a M.2 drive, either the 3.5-inch hard drive or one of the 2.5-inch hard drives is the primary drive

Table 12. Storage specifications

Storage type	Interface type	Capacity
2.5-inch, 5400 RPM, hard-disk drive	SATA 3.0	Up to 2 TB
2.5-inch, 7200 RPM, hard-disk drive	SATA 3.0	Up to 1 TB
2.5-inch, 7200 RPM, Opal Self-Encrypting hard-disk drive	SATA 3.0	Up to 500 GB
3.5-inch, 5400 RPM, hard-disk drive	SATA 3.0	Up to 4 TB
3.5-inch, 7200 RPM, hard-disk drive	SATA 3.0	Up to 2 TB
M.2 2280, Class 40 solid-state drive	PCIe NVMe Gen3 x4	Up to 1 TB
M.2 2280, Class 40 solid-state drive	PCIe NVMe Gen4 x4	Up to 4 TB
M.2 2280, Class 40, Opal Self-Encrypting solid-state drive	PCIe NVMe Gen3 x4	Up to 1 TB
M.2 2280, Class 50 solid-state drive	PCIe NVMe Gen3 x4	Up to 1 TB

RAID (Redundant Array of Independent Disks)

For optimal performance when configuring drives as a RAID volume, Dell recommends drive models that are identical.

 **NOTE:** RAID is not supported on Intel Optane configurations.

RAID 0 (Striped, Performance) volumes benefit from higher performance when drives are matched because the data is split across multiple drives: any IO operations with block sizes larger than the stripe size will split the IO and become constrained by the slowest of the drives. For RAID 0 IO operations where block sizes are smaller than the stripe size, whichever drive the IO operation targets will determine the performance, which increases variability and results in inconsistent latencies. This variability is particularly pronounced for write operations and it can be problematic for applications that are latency sensitive. One such example of this is any application that performs thousands of random writes per second in very small block sizes.

RAID 1 (Mirrored, Data Protection) volumes benefit from higher performance when drives are matched because the data is mirrored across multiple drives: all IO operations must be performed identically to both drives, thus variations in drive performance when the models are different, results in the IO operations completing only as fast as the slowest drive. While this does not suffer the variable latency issue in small random IO operations as with RAID 0 across heterogeneous drives, the impact is nonetheless large because the higher performing drive becomes limited in all IO types. One of the worst examples of constrained performance here is when using unbuffered IO. To ensure writes are fully committed to non-volatile regions of the RAID volume, unbuffered IO bypasses cache (for example by using the Force Unit Access bit in the NVMe protocol) and the IO operation will not complete until all the drives in the RAID volume have completed the request to commit the data. This kind of IO operation completely negates any advantage of a higher performing drive in the volume.

Care must be taken to match not only the drive vendor, capacity, and class, but also the specific model. Drives from the same vendor, with the same capacity, and even within the same class, can have very different performance characteristics for certain types of IO operations. Thus, matching by model ensures that the RAID volumes is comprised of an homogeneous array of drives that will deliver all the benefits of a RAID volume without incurring the additional penalties when one or more drives in the volume are lower performing.

Precision 3460 Small Form Factor supports RAID with more than one hard drive configuration.

Media-card reader

The following table lists the media cards supported by your Precision 3460 Small Form Factor.

Table 13. Media-card reader specifications

Description	Values
Media-card type	One SD 4.0 card slot
Media-cards supported	<ul style="list-style-type: none"> Secure Digital (mSD) Secure Digital High Capacity(mSDHC) Secure Digital Extended Capacity(mSDXC)
<p>NOTE: The maximum capacity supported by the media-card reader varies depending on the standard of the media card installed in your computer.</p>	

Power ratings

The following table lists the power rating specifications of Precision 3460 Small Form Factor.

Table 14. Power ratings

Description	Option one	Option two
Type	300 W (92% Efficient, 80 PLUS Platinum)	260 W (85% Efficient, 80 PLUS Bronze)
Input voltage	90 VAC to 264 VAC	90 VAC to 264 VAC
Input frequency	47 Hz to 63 Hz	47 Hz to 63 Hz
Input current (maximum)	3.2 A	3.2 A
Output current (continuous)	<ul style="list-style-type: none"> 12 VA/16.5 A 12 VB/14 A Standby mode: <ul style="list-style-type: none"> 12 VA/1.5 A 12 VB/2.5 A 	<ul style="list-style-type: none"> 12 VA/16.5 A 12 VB/14 A Standby mode: <ul style="list-style-type: none"> 12 VA/1.5 A 12 VB/2.5 A
Rated output voltage	<ul style="list-style-type: none"> +12 VA +12 VB 	<ul style="list-style-type: none"> +12 VA +12 VB
Temperature range:		
Operating	5°C to 45°C (41°F to 113°F)	5°C to 45°C (41°F to 113°F)
Storage	-40°C to 70°C (-40°F to 158°F)	-40°C to 70°C (-40°F to 158°F)

Power supply connector

The following table lists the Power supply connector specifications of your Precision 3460 Small Form Factor.

Table 15. Power supply connector

300 W (80 PLUS Platinum)	<ul style="list-style-type: none"> Two 4 pin connectors for processor One 8 pin connector for system board
--------------------------	--

Table 15. Power supply connector (continued)

260 W (80 PLUS Bronze)	<ul style="list-style-type: none"> • Two 4 pin connectors for processor • One 8 pin connector for system board
------------------------	--

GPU—Integrated

The following table lists the specifications of the integrated Graphics Processing Unit (GPU) supported by your Precision 3460 Small Form Factor.

Table 16. GPU—Integrated

Controller	External display support	Memory size	Processor
Intel UHD Graphics 730	<ul style="list-style-type: none"> • Three DisplayPort 1.4a (HBR2) ports 	Shared system memory	13 th Generation Intel Core i3-13100 and i5-13400 processor
Intel UHD Graphics 770	<ul style="list-style-type: none"> • Three DisplayPort 1.4a (HBR2) ports 	Shared system memory	13 th Generation Intel Core i5-13500, i5-13600, i7-13700, and i9-13900 processors

Multiple display support matrix

The following table lists the multiple display support matrix for your Precision 3460 Small Form Factor.

Table 17. Multiple display support matrix

Description	Option 1	Option 2
Integrated Graphics Card	UHD Graphics 730 with 3 Display Port	UHD Graphics 770 with 3 Display Port
Optional Module	<ul style="list-style-type: none"> • Optional card with VGA (1920 x 1200 @ 60 Hz) • Optional card with DP 1.4a (HBR3) (5120 x 3200 @ 60 Hz) • Optional card with HDMI 2.1 (4096 x 2160 @ 60 Hz) • Optional card with Type-C (5120 x 3200 @ 60 Hz) 	<ul style="list-style-type: none"> • Optional card with VGA (1920 x 1200 @ 60 Hz) • Optional card with DP 1.4a (HBR3) (5120 x 3200 @ 60 Hz) • Optional card with HDMI 2.1 (4096 x 2160 @ 60 Hz) • Optional card with Type-C (5120 x 3200 @ 60 Hz)
Supported 4K Displays	DP1.4a HBR2, 4096 x 2304 @ 60 Hz	DP1.4a HBR2, 4096 x 2304 @ 60 Hz
Supported 5K Displays	5K tiled resolution (5120x2880) support on DP panels. <i>i</i> NOTE: Requires two DP cables driven through two separate DDIs from the source, and using DP-SST (Single Stream Transport) mechanism.	5K tiled resolution (5120x2880) support on DP panels. <i>i</i> NOTE: Requires two DP cables driven through two separate DDIs from the source, and using DP-SST (Single Stream Transport) mechanism.

GPU — Discrete

The following table lists the specifications of the discrete graphics processing unit (GPU) supported by your Precision 3460 Small Form Factor.

Table 18. GPU — Discrete

Controller	External display support	Memory size	Memory type
NVIDIA Quadro T400 (low profile)	Three Mini-DisplayPort ports	2 GB	GDDR6
NVIDIA Quadro T600 (low profile)	Four Mini-DisplayPort ports	4 GB	GDDR6
NVIDIA Quadro T1000 (low profile)	Four Mini-DisplayPort ports	4 GB	GDDR6
NVIDIA RTX A2000 (low profile)	Two DisplayPort 1.4 ports	8 GB	GDDR6
AMD Radeon Pro WX3200 (low profile)	Three DisplayPort 1.4 ports	4 GB	GDDR6

Multiple display support matrix

The following table lists the multiple display support matrix for your Precision 3460 Small Form Factor.

Table 19. Multiple display support matrix

Graphics Card	Memory	Ports	Supported external displays with Direct Connect	Supported external displays with DP Multi-Stream	Supported 4K Displays	Supported 5K Displays	Resolution	Total Power
NVIDIA Quadro T400	2 GB GDDR6	Three mini DisplayPort 1.4 with latching mechanism	3	TBD	TBD	TBD	<ul style="list-style-type: none"> Three 3840 x 2160 @ 120Hz Three 5120 x 2880 @ 60Hz 	30 W
NVIDIA Quadro T600	4 GB GDDR6	Four mini DisplayPort 1.4	4	TBD	TBD	TBD	<ul style="list-style-type: none"> Four 3840 x 2160 @ 120Hz Four 5120 x 2880 @ 60Hz Two 7680 x 4320 @ 60Hz 	40 W
NVIDIA Quadro T1000	4 GB GDDR6	Four mini DisplayPort 1.4	4	TBD	TBD	TBD	<ul style="list-style-type: none"> Four 3840 x 2160 @ 120Hz Four 5120 x 2880 @ 60Hz 	50 W

Table 19. Multiple display support matrix (continued)

Graphics Card	Memory	Ports	Supported external displays with Direct Connect	Supported external displays with DP Multi-Stream	Supported 4K Displays	Supported 5K Displays	Resolution	Total Power
							<ul style="list-style-type: none"> Two 7680 x 4320 @ 60Hz 	
NVIDIA RTX A2000	8 GB GDDR6	Four mini DisplayPort 1.4	4	TBD	TBD	TBD	Four 5120 x 3200 @ 60Hz	70 W
AMD Radeon Pro WX3200	4 GB GDDR6	Three mini DisplayPort 1.4	3	TBD	TBD	TBD	<ul style="list-style-type: none"> Three 3840 x 2160 @ 120Hz Three 5120 x 2880 @ 60Hz 	50 W

Hardware security

The following table lists the hardware security of your Precision 3460 Small Form Factor.

Table 20. Hardware security

Hardware security
Kensington security-cable slot
Padlock ring
Chassis lock slot support
Chassis intrusion switch
Lockable cable covers
Supply chain tamper alerts
SafelD including Trusted Platform Module (TPM) 2.0
Smart card keyboard (FIPS)
Microsoft 10 Device Guard and Credential Guard (Enterprise SKU)
Microsoft Windows Bitlocker
Local hard drive data wipe through BIOS (Secure Erase)
Self-encrypting storage drives (Opal, FIPS)
Trusted Platform Module TPM 2.0
China TPM

Environmental

The following table lists the environmental specifications of your Precision 3460 Small Form Factor.

Table 21. Environmental

Feature	Values
Recyclable packaging	Yes
BFR/PVC—free	No
Vertical orientation packaging support	Yes
Multi-Pack packaging	No
Energy-Efficient Power Supply	Standard
ENV0424 compliant	Yes

NOTE: Wood-based fiber packaging contains a minimum of 35% recycled content by total weight of wood-based fiber. Packaging that contains without wood-based fiber can be claimed as Not Applicable. The anticipated required criteria for EPEAT 2018.

Regulatory compliance

The following table lists the regulatory compliance of your Precision 3460 Small Form Factor.

Table 22. Regulatory compliance

Regulatory compliance
Product Safety, EMC and Environmental Datasheets
Dell Regulatory Compliance Home page
Dell and the Environment

Operating and storage environment

This table lists the operating and storage specifications of your Precision 3460 Small Form Factor.

Airborne contaminant level: G1 as defined by ISA-S71.04-1985

Table 23. Computer environment

Description	Operating	Storage
Temperature range	10 °C–35°C (50 °F–95°F)	-40°C-65°C (-40°F-149°F)
Relative humidity (maximum)	20% to 80% (non-condensing, Max dew point temperature = 26°C)	5% to 95% (non-condensing, Max dew point temperature = 33°C)
Vibration (maximum)*	0.26 GRMS random at 5 Hz to 350 Hz	1.37 GRMS random at 5 Hz to 350 Hz
Shock (maximum)	Bottom half-sine pulse with a change in velocity of 40.20 cm/sec (20 in./sec)	105G half-sine pulse with a change in velocity of 105.20 cm/sec (52.5 in./sec)
Altitude range	3048 m (10,000 ft)	10,668 m (35,000 ft)

CAUTION: Operating and storage temperature ranges may differ among components, so operating or storing the device outside these ranges may impact the performance of specific components.

* Measured using a random vibration spectrum that simulates user environment.



† Measured using a 2 ms half-sine pulse.

Getting help and contacting Dell

Self-help resources


You can get information and help on Dell products and services using these self-help resources:


Table 24. Self-help resources

Self-help resources	Resource location
Information about Dell products and services	www.dell.com
My Dell app	
Tips	
Contact Support	In Windows search, type <code>Contact Support</code> , and press Enter.
Online help for operating system	www.dell.com/support/windows www.dell.com/support/linux
Access top solutions, diagnostics, drivers and downloads, and learn more about your computer through videos, manuals, and documents.	Your Dell computer is uniquely identified by a Service Tag or Express Service Code. To view relevant support resources for your Dell computer, enter the Service Tag or Express Service Code at www.dell.com/support . For more information on how to find the Service Tag for your computer, see Locate the Service Tag on your computer .
Dell knowledge base articles for a variety of computer concerns	<ol style="list-style-type: none"> 1. Go to www.dell.com/support. 2. On the menu bar at the top of the Support page, select Support > Knowledge Base. 3. In the Search field on the Knowledge Base page, type the keyword, topic, or model number, and then click or tap the search icon to view the related articles.

Contacting Dell

To contact Dell for sales, technical support, or customer service issues, see www.dell.com/contactdell.

 **NOTE:** Availability varies by country/region and product, and some services may not be available in your country/region.

 **NOTE:** If you do not have an active Internet connection, you can find contact information about your purchase invoice, packing slip, bill, or Dell product catalog.