

# Installation Guide

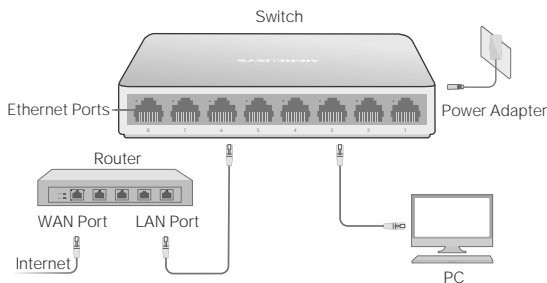
## Desktop Switch

\* MS108 is used for demonstration in this guide.  
Images may differ from actual product.

© 2022 MERCUSYS 7107500250 REV1.0.1

## Connection Diagram

Connect the hardware according to the connection diagram.



## FAQ (Frequently Asked Questions)

### Q1. What should I do if the Power LED is off ?

A1: Make sure the power adapter is connected to the switch with power source properly.

A2: Make sure the voltage of the power supply meets the requirements of the input voltage of the switch.

A3: Make sure the power source is ON.

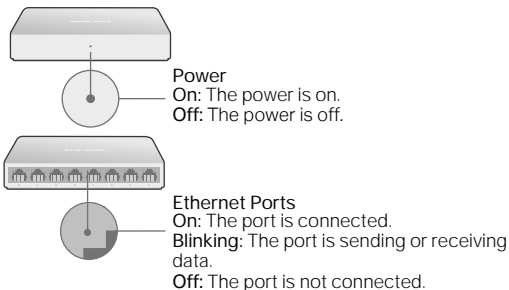
### Q2. What should I do if the Ethernet LED is off when a device is connected to the corresponding port?

A1: Make sure that the cable connectors are firmly plugged into the switch and the device.

A2: Make sure the connected device is turned on and working properly.

A3: The cable must be less than 100 meters long (328 feet).

## LED Explanation



## Español (Latinoamérica)

Conecte el equipo de acuerdo con el diagrama de conexión.

### Explicación del LED

Alimentación	Encendido: La alimentación está encendida. Apagado: La alimentación está desconectada.
Puertos Ethernet	Encendido: El puerto está conectado. Parpadeo: El puerto está enviando o recibiendo datos. Apagado: El puerto no está conectado.

## Français

Connectez le matériel conformément au schéma de connexion.

### Explication de la LED

Alimentation	On: le courant est allumé. Off: l'alimentation est éteinte.
Ports Ethernet	On: le port est connecté. Clignotant: le port envoie ou reçoit des données. Off: le port n'est pas connecté.

## Türkçe

Donanımı bağlantı şemasına göre bağlayın.

### LED Açıklaması

Güç	Açık: Güç açıktr. Kapalı: Güç kapalı.
Ethernet Portları	Açık: Port bağlı. Yanıp sönüyor: Port veri gönderiyor veya alıyor. Kapalı: Bağlantı noktası bağlı değil.

# Português

Conecte o hardware de acordo com o diagrama de conexão.

## Explicações sobre LEDs

Energia	Aceso: O dispositivo está ligado. Apagado: O dispositivo está desligado.
Portas Ethernet	Aceso: A porta está conectada. Piscando: A porta está enviando ou recebendo dados. Apagado: A porta não está conectada.

Para informações de aspectos de segurança e adequação do produto no território brasileiro consulte: [www.gov-br/anatel/pt-br/](http://www.gov.br/anatel/pt-br/)

### Safety Information

- Keep the device away from water, fire, humidity or hot environments.
- Do not attempt to disassemble, repair, or modify the device. If you need service, please contact us.
- Do not use damaged charger or USB cable to charge the device.
- Do not use any other chargers than those recommended.
- Adapter shall be installed near the equipment and shall be easily accessible.
- Operating Temperature: 0°C - 40°C

Please read and follow the above safety information when operating the device. We cannot guarantee that no accidents or damage will occur due to improper use of device. Please use this product with care and operate at your own risk.

For MERCUSYS Branded Products Only. For the information about warranty period, policy and procedures, please visit

<https://www.mercusys.com/en/support>

THIS WARRANTY GIVES YOU SPECIFIC LEGAL RIGHTS, AND YOU MAY HAVE OTHER RIGHTS THAT VARY FROM STATE TO STATE (OR BY COUNTRY OR PROVINCE). TO THE EXTENT ALLOWED BY LOCAL LAW, THIS WARRANTY AND THE REMEDIES SET FORTH ARE EXCLUSIVE AND IN LIEU OF ALL OTHER WARRANTIES, REMEDIES AND CONDITIONS.

MERCUSYS warrants the MERCUSYS branded hardware product contained in the original packaging against defects in materials and workmanship when used normally in accordance with MERCUSYS' s guidelines for some period which depends on the local service from the date of original retail purchase by the end-user purchaser.

### CE Mark Warning

This is a class B product. In a domestic environment, this product may cause radio interference, in which case the user may be required to take adequate measures.

### UK Declaration of Conformity

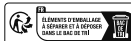
Mercusys hereby declares that the device is in compliance with the essential requirements and other relevant provisions of the Electromagnetic Compatibility Regulations 2016 and Electrical Equipment (Safety) Regulations 2016.

The original UK declaration of conformity may be found at

<https://www.mercusys.com/support/ukca/>

### EU Declaration of Conformity

MERCUSYS hereby declares that the device is in compliance with the essential requirements and other relevant provisions of directives 2014/30/EU, 2014/35/EU, 2009/125/EC, 2011/65/EU, and (EU) 2015/863. The original EU declaration of conformity may be found at <http://www.mercusys.com/en/ce>.



Продукт сертифіковано згідно з правилами системи UKCEPPO на відповідність вимогам нормативних документів та вимогам, що передбачені чинними законодавчими актами України.



For technical support, the user guide and more information, please visit <http://www.mercusys.com/en/support>.

العربية

قم بتوصيل الأجهزة وفقاً للمخطط التوضيحي للإتصال.

توضيح حالات الضوء LED

الطاقة	تشغيل: الطاقة تعمل. إيقاف: الطاقة معطلة.
منافذ الإتصال Ethernet	تشغيل: المنفذ متصل. يوميض: يقوم المنفذ بإرسال البيانات أو استقبالها. إيقاف: المنفذ غير متصل.

## Explanation of the Symbols on the Product Label The product label is at the bottom of the product

	Direct current
	Alternating current
	Class II equipment
	Energy efficiency Marking
	Polarity of d.c. power connector
	For indoor use only
	Caution
	Operator's manual
RECYCLING This product bears the selective sorting symbol for Waste electrical and electronic equipment (WEEE). This means that this product must be handled pursuant to European directive 2012/19/EU in order to be recycled or dismantled to minimize its impact on the environment. User has the choice to give his product to a competent recycling organization or to the retailer when he buys a new electrical or electronic equipment.	

### BSMI Notice

#### 安全諮詢及注意事項

- 請使用原裝電源供應器或只能按照本產品注明的電源類型使用本產品。
- 清潔本產品之前請先拔掉電源線。請勿使用液體、噴霧清潔劑或濕布進行清潔。
- 注意防潮，請勿將水或其他液體潑灑到本產品上。
- 插槽與開口供通風使用，以確保本產品的操作可靠並防止過熱，請勿堵塞或覆蓋開口。
- 請勿將本產品置放於靠近熱源的地方。除非有正常的通風，否則不可放在密閉位置中。
- 不要私自拆開機殼或自行維修，如產品有故障請與原廠或代理商聯繫。

限用物質含有情況標示聲明書

產品元件名稱 Unit	限用物質及其化學符號 Restricted substances and its chemical symbols					
	鉛 Lead (Pb)	汞 Mercury (Hg)	鎘 Cadmium (Cd)	六價鉻 Hexavalent chromium (Cr <sup>6+</sup> )	多溴聯苯 Polybromina ted biphenyls (PBB)	多溴二苯醚 Polybrominated diphenyl ethers (PBDE)
PCB	○	○	○	○	○	○
外殼	○	○	○	○	○	○
電源供應器	-	○	○	○	○	○
其他及其配件	-	○	○	○	○	○

備考 1. “超出0.1 wt %”及“超出0.01 wt %”系指限用物質之百分比含量超出百分比含量基準值。  
備考 2. “○”系指該項限用物質之百分比含量未超出百分比含量基準值。  
備考 3. “-”系指該項限用物質為排除項目。