



JLAB  
EPIC  
KEYBOARD

We love that you are rocking JLab!  
We take pride in our products and fully stand behind them.



### YOUR WARRANTY

All warranty claims are subject to JLab authorization and at our sole discretion. Retain your proof of purchase to ensure warranty coverage.



### CONTACT US

Reach out to us at [support@jlab.com](mailto:support@jlab.com) or visit [jlab.com/contact](http://jlab.com/contact)

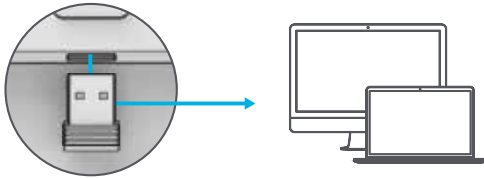
## REGISTER TODAY

[jlab.com/register](http://jlab.com/register)

Product updates | How-to tips  
FAQs & more

## 1 CONNECT WITH DONGLE

Install 2.4G USB dongle and switch keyboard on  
Epic Keys will auto connect



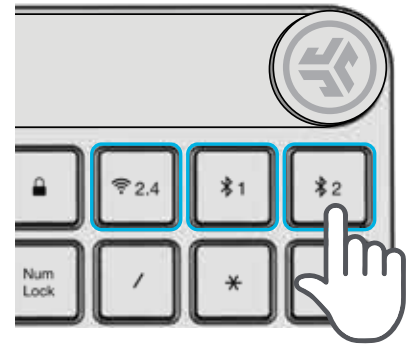
If connection is unsuccessful, press and hold 2.4 until button flashes quickly. Unplug and re-plug dongle into computer.

## 2 CONNECT WITH BLUETOOTH

Press and hold **⌘1** or **⌘2** for Bluetooth pairing  
LED will blink in pairing mode

### Press and hold CONNECT

Select "JLab Epic Keys"  
in device settings



## 3 KEYS

**BATTERY**

100%-20% Less than 20%

**USB-C Charge Input**

**Fn + F1-F12:** Shortcut keys (see Shortcut Keys list)

**Shortcut keys**

**MEDIA DIAL**  
Vol +/- : Rotate  
Play/Pause: Single press  
Track Forward: Double press  
Track Back: Press and hold

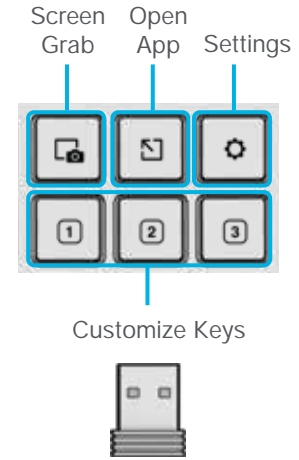
**Fn + Esc:** Fn lock On/Off

**Fn + Q / W / E:** Switch Mac / Windows / Android keys layout

**Switch Connection:** Quick press  
**Pairing Mode:** Press and hold

# SHORTCUT KEYS

Fn +	MAC	PC	Android
Esc	FN Lock	FN Lock	FN Lock
F1	Brightness -	Brightness -	Brightness -
F2	Brightness +	Brightness +	Brightness +
F3	Task Control	Task Control	N/A
F4	Show Applications	Notification Center	N/A
F5	Search	Search	Search
F6	Backlit -	Backlit -	Backlit -
F7	Backlit +	Backlit +	Backlit +
F8	Track Back	Track Back	Track Back
F9	Track Forward	Track Forward	Track Forward
F10	Mute	Mute	Mute
F11	Screenshot	Screenshot	N/A
F12	N/A	Calculator	N/A



Customize the Epic Keys with  
USB dongle + JLab Work App  
[jlab.com/software](http://jlab.com/software)



[Shop products](#) | [Product alerts](#) | [Burn-in your headphones](#)

JLab Store + Burn-in Tool

