



Make It Yours.

# USER MANUAL

## MASTERACCESSORY

# GEM



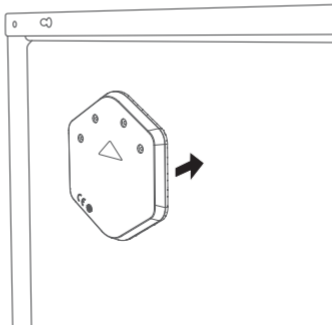
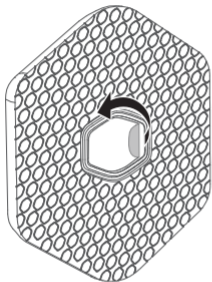
x1



x1



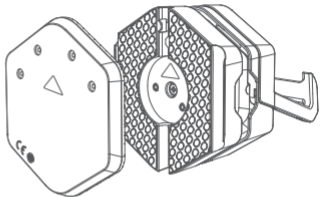
## 1A. NON-MAGNETIC INSTALLATION



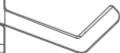
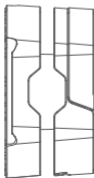
## 2A. NON-MAGNETIC INSTALLATION



**= 1.5Kg**



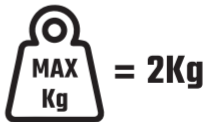
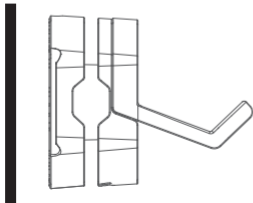
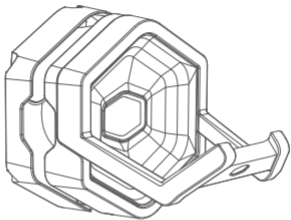
**L**



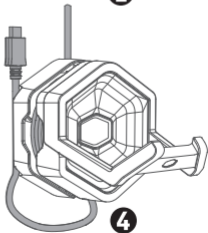
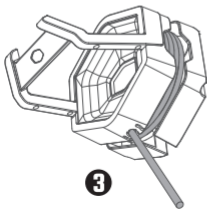
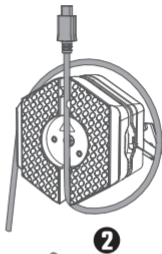
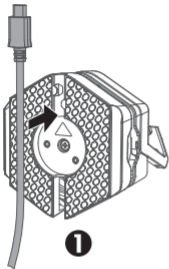
**Max material thickness**

**L = 4mm**

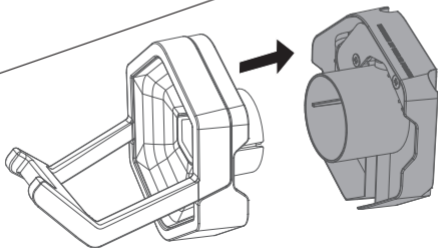
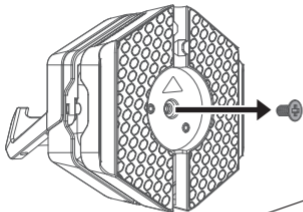
## 1B. MAGNETIC INSTALLATION



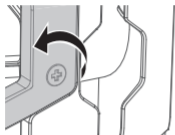
## 2. CABLE MANAGEMENT



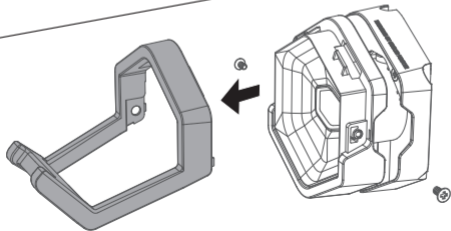
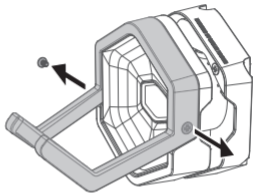
### 3. DISASSEMBLY



## 4. DISASSEMBLY



**PULL UP RUBBER**





**Make It Yours.**



Visit the Product Page for information,  
manual and other downloads

**Europe - Cooler Master Europe B.V.**

Lodewijkstraat 1b, 5652AC Eindhoven, The  
Netherlands

Tel: +31-(0)40-702-0900

**China - Cooler Master China**

Room 112, Building 9, No. 327, Songjin Road,  
Jinshanwei Town, Jinshan Dist., Shanghai City, China  
Tel: +86-21-51872177

**South America**

Email: [Soporte\\_Latam@coolermaster.com.tw](mailto:Soporte_Latam@coolermaster.com.tw)

**Asia Pacific - Cooler Master Technology Inc.**

7F., No. 398, Xinhua 1st Rd., Neihu Dist., Taipei  
City 114065, Taiwan(R.O.C.)

Tel: +886-2-2225-3517

**North America - Cooler Master NA**

1 N Indian Hill Blvd Suite D200 Claremont,  
CA 91711 USA Tel: +1-888-624-5099

Cooler Master Support:

<https://account.coolermaster.com/>

©2022 Cooler Master Technology Inc. All Right Reserved. All trademarks are registered to their respective owners.

512005710-GP Ver 1.0:2022/09

