


FreeSpace IZA 2120-HZ

Integrated Zone Amplifier



Product Description

For background/foreground music and paging applications, Bose FreeSpace IZA 2120-HZ integrated zone amplifier elevates the audio experience when using FreeSpace loudspeakers. Optimized for commercial applications, FreeSpace IZA amplifiers feature selectable Loudspeaker EQ to enrich audio quality, Opti-voice paging for clear speech intelligibility while providing seamless transitions and Dynamic EQ that ensures full and balanced music at any volume level.

Key Features

True two-zone capability provides two independent outputs that each support volume/source selection remotes, EQ, tone controls, and paging/auxiliary routing options.

Opti-voice paging equalizes the vocal frequency range for clear speech intelligibility while providing seamless transitions.

Dynamic EQ ensures full and balanced music at any volume level.

Independent Loudspeaker EQ per output enriches audio quality and simplifies connection to Bose loudspeakers: FreeSpace 3 systems, FS3B subwoofer, FS2C/SE/P, FS4CE/SE, and the DesignMax DM2C-LP/S.

Dual remotes support optional volume/source selection for independent, or combined, zone control which eliminates the need for bulky, inefficient, and sound-altering 70/100V in-line volume controls.

Reliable 2 x 120 W Class-D amplification optimized for 70/100V high-impedance applications.

Intuitive feature setup enables the amplifier to be configured without a PC for remote, paging, auxiliary input/output and automatic standby options.

Auto-Standby feature allows the amplifier to consume less power when not in use.

Simplified front panel interface provides end users with tone, source selection and master volume controls as well as a connection to mobile sources via a 3.5 mm connector.

Remote muting allows the amplifier to be muted via a centralized control system.

Applications

Designed for a wide range of applications, including:

Retail stores

Restaurants and bars

Hospitality venues

Conference centers

Schools

Auxiliary zones

FreeSpace IZA 2120-HZ

Integrated Zone Amplifier

Technical Specifications


POWER RATING			
Amplifier Power	2 x 120 W @ 70/100V		
AUDIO PERFORMANCE			
Frequency Response	55 Hz - 20 kHz (+0/-3 dB, @ 1 W reference 1 kHz)		
THD+N	≤ 0.3 % (at rated power)		
Channel Separation (Crosstalk)	≤ -58 dBu (below rated power, 1 kHz)		
Dynamic Range	88 dB		
INTEGRATED DSP			
A/D and D/A Converters	24-bit / 48 kHz		
Processing Functions	Loudspeaker EQ, Bose Opti-voice paging, Dynamic equalization		
Loudspeaker Presets	High-pass filter, FS2C/SE/P, FS4CE/SE, DM2C-LP/S, and SUB (55 - 100Hz)		
Audio Latency	10.4 ms (any input to speaker output or aux output)		
AUDIO INPUTS	LINE INPUTS	PAGE INPUTS	AUXILIARY INPUTS
Input Channels	2 unbalanced, 2 balanced	1 balanced mic/line	1 unbalanced line
Connectors	Stereo RCA, 5-pin Euroblock	4-pin Euroblock	1/8" (3.5mm) TRS
Input Range	-8 dBu to 22 dBu	-58 dBu to 12 dBu	-60 dBu to -1 dBu
Adjustment Range	0 dB to -30 dB	0 dB to +50 dB	Fixed
Input Impedance	20 k	2 k	20 k
Maximum Input Level	22 dBu	12 dBu	-1 dBu
Sensitivity	-8 dBu	n/a	-3 dBu
Nominal Input Level	4 dBu	-38 dBu	-8 dBu
AUDIO OUTPUTS	AMPLIFIER OUTPUTS	AUXILIARY OUTPUTS	
Outputs	2	1 unbalanced	
Connectors	2-pin inverted Euroblock	Stereo RCA	
Output Impedance	n/a	400	
Nominal Output Level	2 x 120 W @ 70/100V	2 dBu	
INDICATORS AND CONTROLS			
Power LED	Solid blue indicates power is on, blinking blue indicates standby mode		
Input Signal Clip LED	Green indicates input signal is within -37 dBu to 11 dBu, red indicates signal is over 11 dBu, master level set to 5		
Output Signal Clip LED	Green indicates output signal is within -46 dBFS to -2 dBFS, red indicates signal is over -2 dBFS, approximately 80 W/channel, for each output 120 watts is 0 dBFS		
Controls, Front Panel	Power On/O , Input Select (A/B), Treble/Bass Tone Controls (x2), Master Level		
Controls, Rear Panel	Amplifier Mode DIP switches, Loudspeaker EQ preset selector, Input Gain (A/B/Page), Output trims, Remote (x2)		
ELECTRICAL			
Mains Voltage	100 VAC - 240 VAC (±10%, 50/60 Hz)		
AC Power Consumption	26 W (Standby)	300 W (Max)	
Mains Connector	Standard IEC (C14)		
Maximum Inrush Current	12.6 Amps (230 VAC / 50 Hz), 6.6 Amps (120 VAC / 60 Hz)		
Overload Protection	High temperature, output short, excessively low or high AC line voltage		
PHYSICAL			
Dimensions (H x W x D)	1.7" H x 19.0" W x 12.8" D (44 mm x 483 mm x 324 mm)		
Shipping Weight	12.0 lb (5.4 kg)		
Net Weight	9.0 lb (4.1 kg)		
Cooling System	Single fan creates continuous left-to-right air flow		
GENERAL			
Inputs (Control)	Remote inputs for one or two, CC-1 or CC-2 or a 1 & 1 combination, ControlCenter zone controllers. Mute input control via contact closure (normally open)		

FreeSpace IZA 2120-HZ

Integrated Zone Amplifier



- 1 **POWER SWITCH** – ON/OFF AC power.
- 2 **POWER LED** – Solid blue LED indicates the unit is ON. Blinking blue LED indicates the unit is in standby mode.
- 3 **INPUT SIGNAL LED** – LED is green from -37 dBu to 11 dBu, LED goes red over 11 dBu. MASTER LEVEL set to 5.
- 4 **OUTPUT LIMIT LED** – LED is green from -46 dBFS to -2 dBFS, LED goes red over -2 dBFS, approximately 80 W/channel. For each output 120 watts is 0 dBFS.
- 5 **AUX INPUT CONNECTOR** – $1/8"$ (3.5 mm) stereo line-level input connector. A cable insertion mutes INPUT A and INPUT B for priority override. Pages can still be made from the PAGE INPUT. The AUX INPUT is summed to MONO.
- 6 **INPUT A/B SWITCH** – Selects either INPUT A or INPUT B on the rear panel when the rear panel A/B SELECT DIP switch is set to FRONT.
- 7 **TREBLE/BASS CONTROLS** – Allows tonal adjustments of both outputs simultaneously. First order shelving filters provide a ± 6 dB adjustment at 7 kHz and above (TREBLE) and 100 Hz and below (BASS). They have a slope of approximately 6 dB/octave.
- 8 **MASTER LEVEL CONTROL** – Controls the overall system volume for both the loudspeakers and the AUX OUTPUT when the AUX OUTPUT DIP switch is set to VARIABLE. If the AUX OUTPUT DIP switch is set to FIXED, the AUX OUTPUT maintains maximum level. When using a REMOTE volume connection, the front panel MASTER LEVEL control becomes disabled.



- 1 **INPUT A/B** – Balanced and unbalanced line-level input connectors. Each input is summed to mono.
- 2 **INPUT GAIN** – Allows for 0 dB to -30 dB of adjustment to each INPUT A/B.
- 3 **PAGE INPUT** – Euroblock mic/line input that supports dynamic microphones with voice activation (VOX) or a trigger contact closure for use with push-to-talk (PTT) microphones.
- 4 **MUTE** – Contact closure connection that upon trigger (short) will mute all outputs (including AUX OUTPUT).
- 5 **PAGE INPUT GAIN** – Allows for 0 dB to $+50$ dB of gain control of PAGE INPUT signal.
- 6 **EQ 1/2** – Provides loudspeaker equalization presets: High-Pass Filter (HPF), FS2C/SE/P, FS4CE/SE, DM2C-LP/S, and SUB (55 - 100 Hz). The SUB setting can be used with the FS3B Acoustimass bass module or the DesignMax DM10S-Sub. The HPF is the flat setting and can be used with FS3 systems or for loudspeakers that are not Bose or that do not require EQ.
- 7 **PAGE INPUT THRESHOLD** – Adjusts the level at which the VOX PAGE INPUT signal causes other inputs to be lowered. A 10 dB adjustment range lifts the page trigger level away from the noise floor to prevent false triggers. At minimum setting, a -70 dBu signal will trigger a VOX page. At maximum setting, a -60 dBu signal will trigger a VOX page. When in PTT page mode this adjustment is not active.
- 8 **DIP SWITCHES** – A bank of switches to set the amplifier configuration.
- 9 **AUX OUTPUT** – Variable or fixed line-level output signal for routing the signal to additional audio equipment.
- 10 **70V/100V** – Changes the output from 70 V to 100 V.
- 11 **REMOTE 1/2** – Input connectors for one or two CC-1, or CC-2, ControlCenter zone controllers.
- 12 **OUTPUT 1/OUTPUT 2 TRIM** – Allows for up to 40 dB attenuation of the individual loudspeaker outputs relative to the master level.
- 13 **OUTPUT 1/2** – Two inverted 2-pin Euroblock connectors for loudspeaker connections. Outputs are not bridgeable.
- 14 **AC MAINS RECEPTACLE** – AC line voltage input.

FreeSpace IZA 2120-HZ

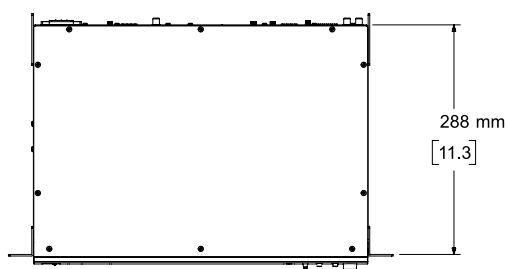
Integrated Zone Amplifier

AC Current Draw and Thermal Dissipation Information

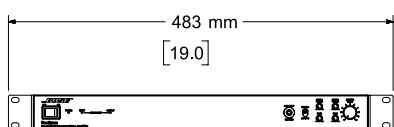
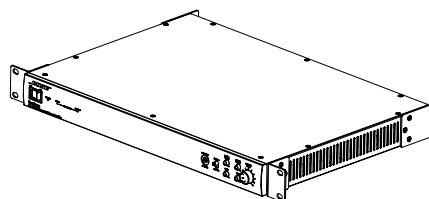
Amplifier rated channel power is 120 W.

IZA 2120-HZ, AC Current Draw and Thermal Dissipation							
Test Signal & Power Level	Load Configuration (Both IZA channels driven)	Total Audio Output, W	120 VAC 60 Hz Line Current, A	230 VAC 50 Hz Line Current, A	Thermal Dissipation, Max		
					Watts	BTU/hr	kCal/hr
Power On, Idling		0	0.19	0.13	31	104	26
1/8th Rated Power IEC268 Bandlimited Pink Noise 6 dB Crest Factor FS2C/SE/P EQ Enabled	70V / Ch	30	0.56	0.30	39	133	34
	100V / Ch	30	0.60	0.31	42	143	36
1/3rd Rated Power IEC268 Bandlimited Pink Noise 6 dB Crest Factor FS2C/SE/P EQ Enabled	70V / Ch	80	1.18	0.57	62	210	53
	100V / Ch	80	1.15	0.58	58	198	50

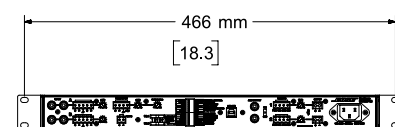
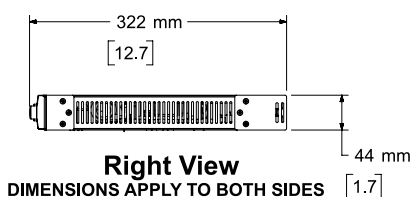
Mechanical Diagrams



Top View



Front View



Rear View

FreeSpace IZA 2120-HZ

Integrated Zone Amplifier

Safety and Regulatory Compliance

The FreeSpace IZA 2120-HZ integrated zone amplifier complies with CE requirements, are cUL listed according to UL/CSA 60065 and UL/CSA 62368-1; CB certified, according to IEC60065 (8th edition) and IEC62368-1 (2nd Edition), including all group and national differences. These models also comply with FCC Part 15B Class A, EN55103-1 (1997), EN55103-2 (1996), and CISPR13 (2003) requirements.

Product Codes

Product Code Voltage Variant

US-120V	719782-1430
EU-230V	719782-2430
JP-100V	719782-3430
UK-230V	719782-4430
AU-240V	719782-5430

Accessories

ControlCenter CC-1 zone controller

US-Black	768932-0110
US-White	768932-0210
EU-Black	768932-2110
EU-White	768932-2210
JP-Black	768932-3110
JP-White	768932-3210

ControlCenter CC-2 zone controller

US-Black	768938-0110
US-White	768938-0210
EU-Black	768938-2110
EU-White	768938-2210
JP-Black	768938-3110
JP-White	768938-3210

ControlCenter CV41 4-to-1 converter

768928-0010