

VCM35 Video Conferencing Microphone

Introduction

Yealink VCM35 is a wired video conferencing microphone array specially designed for the new generation of Yealink Video Conferencing System. Its built-in 3-microphone array with a 20ft (6m) and 360° voice pickup range is an ideal solution for any conference room that needs the best audio experience. With the Yealink Acoustic Echo Canceling and Yealink Noise Proof Technology, Yealink VCM35 can effectively reduce ambient noise up to 90 dB and give you a high-quality audio experience in full-duplex calls. Yealink VCM35 supports star-cascaded deployment, and its extremely high scalability and flexibility make deployment more convenient and faster and can fully cover conference rooms of various sizes.

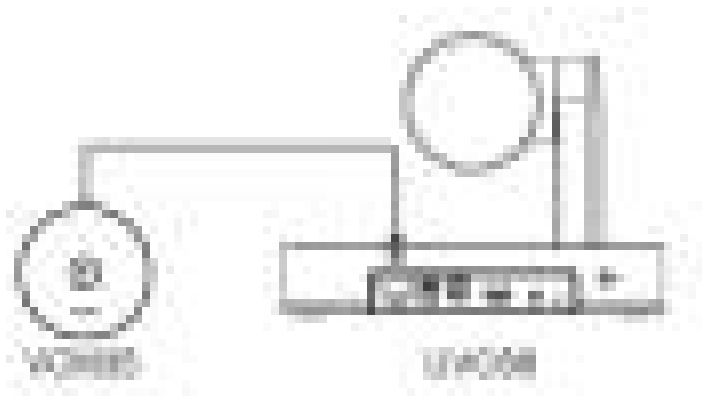
VCM35 Compatibility

For the VCM35 compatibility, please refer to [Teams Room Accessories Compatibility Lists](#).

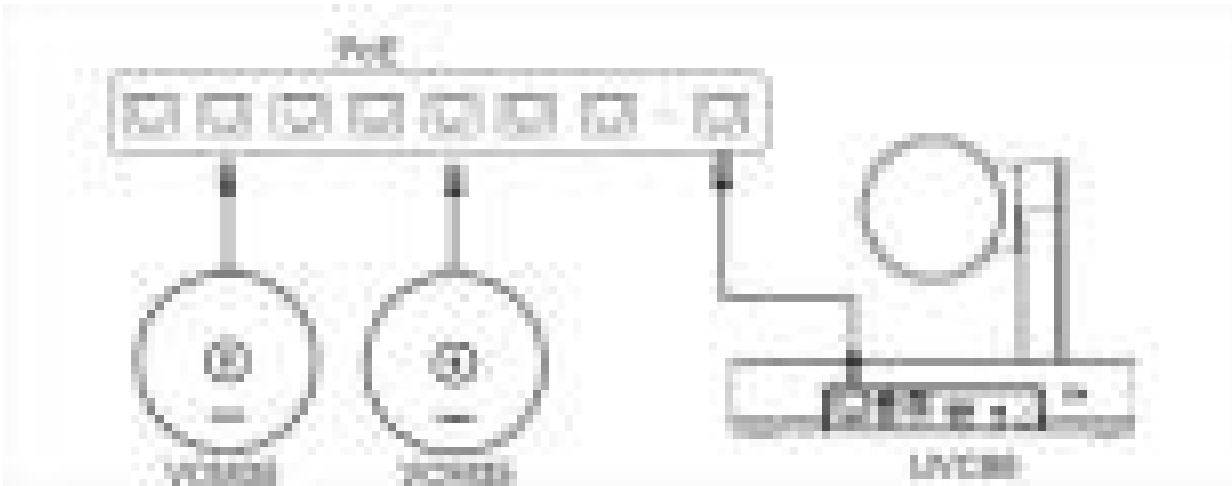
How to Use

Connect MVC to VCM35

Method 1: Connect to the VCH port of the UVC camera/AVHub:



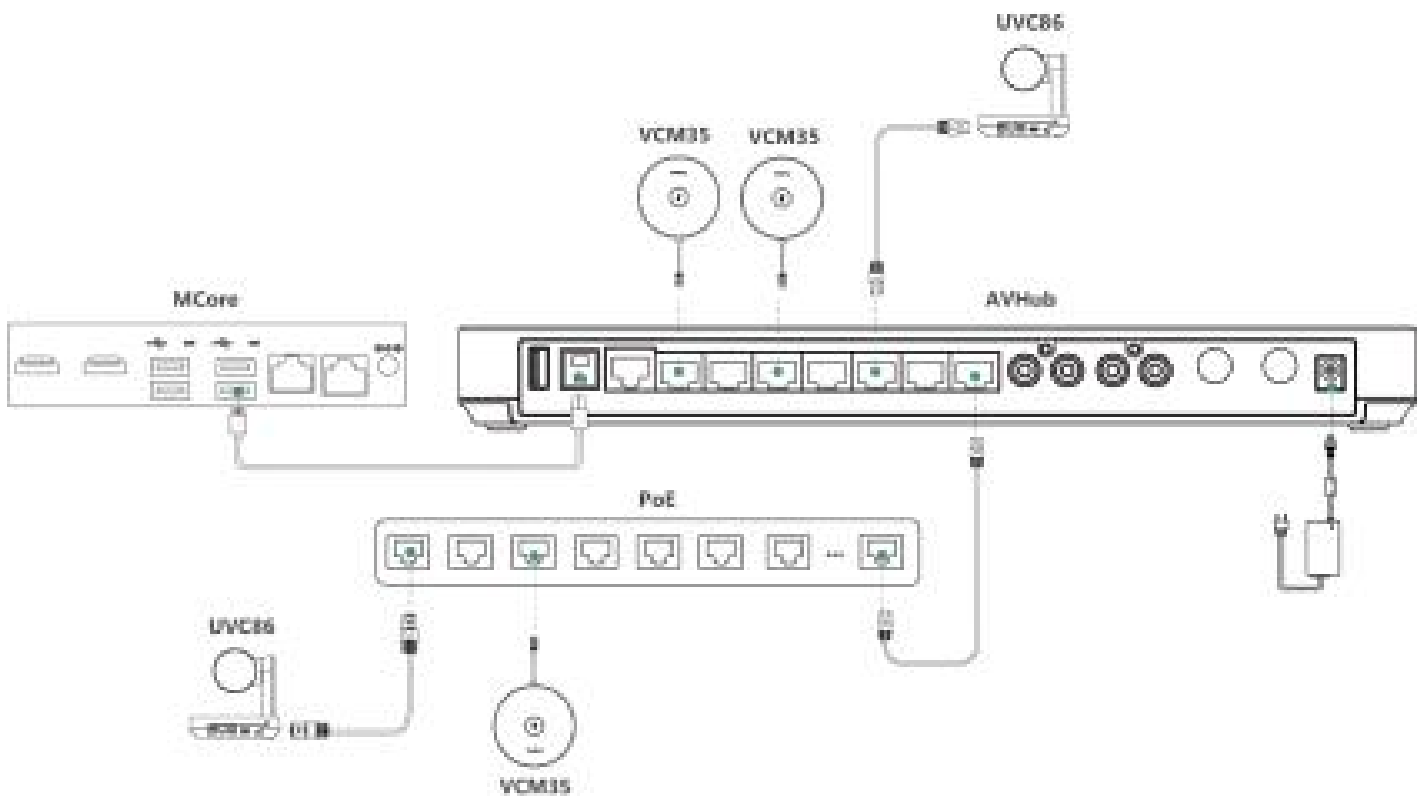
Method 2: Connect via the PoE switch



Method 2: Connect via AVHub

You can connect the UVC cameras and VCM35 to the AVHub simultaneously.

When you connect the UVC84/UVC86 directly to the AVHub, the total number of connections must be no more than 4 devices. If the total number of connections exceeds 4 devices, you need to connect a PoE switch (the PoE switch must meet the 802.3 AT (PoE+) standard).



LED Indicator

Please refer to: [LED Indicator](#).

Mute/Unmute Microphone

Please refer to: [Mute/Unmute Microphone](#).

Audio Settings

If you want to manually set the specified audio input device after connecting the VCM35 to the MVC device, please refer to [Audio Settings](#).

Update VCM35

After connecting the VCM35 to the MVC device, it will automatically obtain the ROM package from the MVC device to update.

You can also manually update through the Yealink Device Management Platform. For more information, please refer to [Firmware Update](#).

FAQ

Can VCM35 and MVC' s built-in microphone pick up sound at the same time?

The VCM35 is an external microphone and does not support simultaneous sound pickup with the built-in microphone. You can set which microphone to use for pickup on MTouch II. For the operation method, please refer to [Audio Settings](#).

After connecting the MVC to the VCM35, the VCM35 cannot pick up the audio/there is no response when touching the VCM35 mute button.

MVC does not support the simultaneous use of multiple microphone devices. Please check whether other microphones are connected at the same time. For more information, please refer to [Does MVC support multiple microphone devices simultaneously?](#)

How to reset the VCM35 microphone?

The VCM35 microphone has no reset feature.