


ST640(P)



Mounting Pattern
458 x 405mm
(18.02" x 15.95")



Max Load
150lb
(68kg)


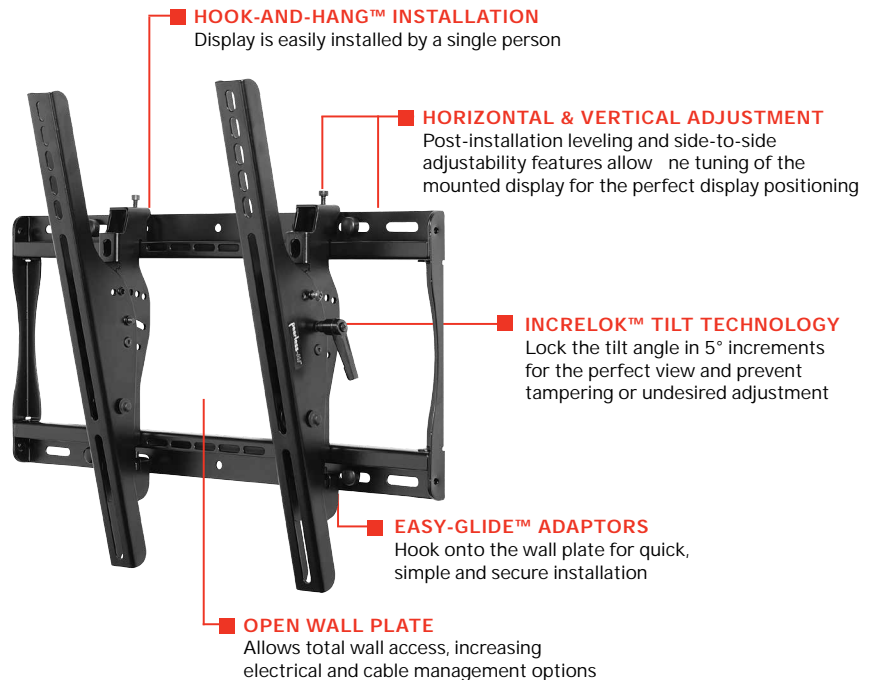
SMARTMOUNT®

Universal Tilt Wall Mount

FOR 32" TO 50" DISPLAYS*

The SmartMount® Universal Tilt Wall Mount series offers the most versatile installation features and mounting options. Horizontal and vertical adjustment abilities allow for post installation leveling and side-to-side positioning, making it easier than ever to find the perfect TV position. Lock the tilt angle at installation to prevent tampering or moving with the IncreLok™ tilt technology. Security screws provided in the ST640 models deter tampering and theft. The open wall plate design offers total wall access, increasing the electrical and cable management options. The display can now simply be installed by a single person with the Hook-and-Hang™ system. The Easy-Glide™ adaptors hook onto the wall plate for an overall quick, simple and secure installation.

- Universal mount fits displays with mounting patterns up to 458 x 405mm (18.02" W x 15.95" H) and accommodates up to 400 x 400mm VESA® patterns
- Adjustable 15° forward tilt and 5° backward tilt for finding the optimal viewing angle
- Easy-Grip™ ratcheting handle locks tilt angle into place
- Up to 0.25" (6mm) of vertical adjustment on each universal display adaptor bracket for post-installation leveling and height adjustment re-tuning
- Horizontal display adjustment up to 6.00" (152mm) for centering display on wall
- Landscape to portrait mounting options increases installation versatility. Please check display dimensions against the wall plate when used in portrait mode**
- Includes all necessary wall and display attachment hardware
- Integrated security options available
- Design is UL listed and tested to four times stated load capacity
- For mounts requiring theft resistant hardware, installed with security tool (included), please purchase ST640
- For mounts requiring standard hardware, installed with a Philips screwdriver, please purchase ST640P



+15°/-5° of tilt for versatile viewing angles.



Comes in color packaging with included installation hardware and easy to follow instructions.



Please visit peerless-av.com/en-us/patents for patent information.

*This display size range is simply a guideline for product selection. Displays larger than the screen size range may still be compatible as long as they fall within the VESA® pattern and max weight of the Peerless-AV® product.

**Requires display to be removed and reset on mount

ST640P	SmartMount® Universal Tilt Wall Mount for 32" to 50" Displays - Standard Models
ST640	SmartMount® Universal Tilt Wall Mount for 32" to 50" Displays - Security Models

Product Specifications

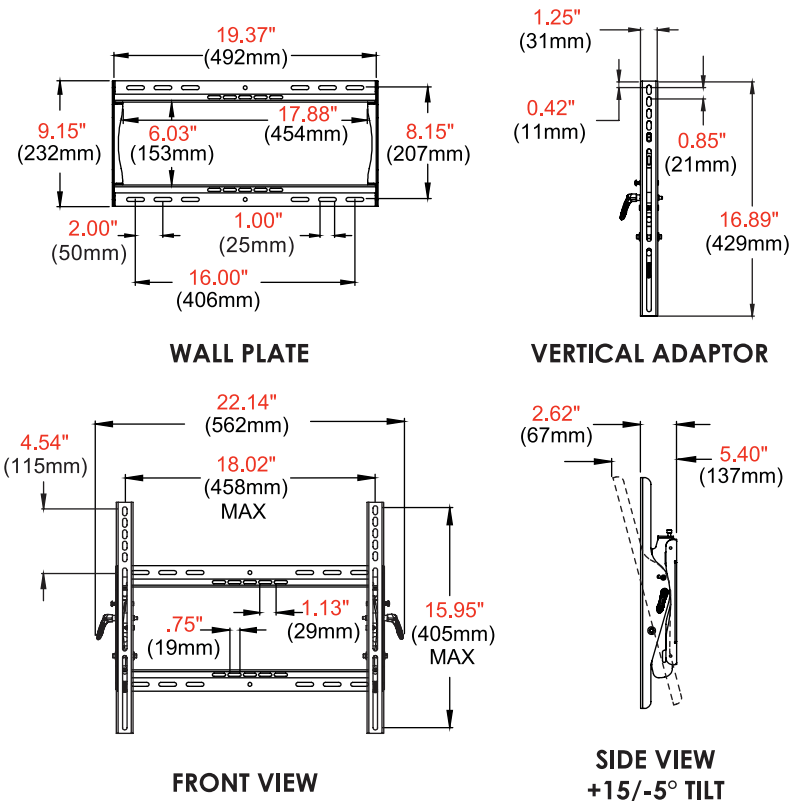
	DIMENSIONS (W x H x D)	PRODUCT WEIGHT	LOAD CAPACITY	FINISH	AVAILABLE COLORS
ST640(P)	22.14" x 16.89" x 2.62"-5.40" (562 x 429 x 67-137mm)	6.07lb (2.75kg)	150lb (68kg)	Scratch Resistant Fused Epoxy	Semi-Gloss Black

Package Specifications

	PACKAGE SIZE (W x H x D)	PACKAGE SHIP WEIGHT	PACKAGE UPC CODE	PACKAGE CONTENTS	UNITS IN PACKAGE
ST640(P)	21.69" x 2.95" x 10.71" (551 x 75 x 272mm)	7.82lb (3.55kg)	ST640: 735029235699 ST640P: 735029235712	Wall Mount, Wall and Display Installation Hardware, Installation Instructions	1

Accessories

- ACC309: Video Conference Shelf
- ACC415: 4-pack Metal Stud Fastener Kit
- ACC925: Security Fasteners for V200x200 to V800x400 Mounts
- ACC-M835: Security Fast-Pack, M8x25 & M8x35
- ACC-UCM: Universal AV Component Mount
- ACC-V600X: 600mm Extension for 400mm Adaptors
- ACC-V900X: 600, 800 or 900mm Extension for 400mm Adaptors
- ACC-WMVCS: Video Conferencing Shelf
- ACSBR1: Universal Sound Bar Mounting Kit
- ESHV models: AV Wall Shelves
- IBA4-W: Easy Mount Recessed Low Voltage Cable Plate
- IBA5-W: Recessed Low Voltage Media Plate w/ Duplex Surge Protector
- IB14X9-W: 14x9" In-Wall Box
- IB14X9-AC-W: 14x9" In-Wall Box with Duplex Surge Protector
- IB14X14-W: 14x14" In-Wall Box
- IB14X14-AC-W: 14x14" In-Wall Box with Duplex Surge Protector



Architect Specifications

The SmartMount® Tilt Wall Mount shall be a Peerless-AV model ST640(P) and shall be located where indicated on the plans. Assembly and installation shall be done according to instructions provided by the manufacturer.

Visit peerless-av.com to see the complete line of AV solutions from Peerless-AV, including outdoor displays, kiosks, display mounts, projector mounts, carts/stands, and a full assortment of accessories.

Peerless-AV
2300 White Oak Circle
Aurora, IL 60502 USA
(800) 865-2112
(630) 375-5100
Fax: (800) 359-6500

Peerless-AV EMEA
Unit 3 Watford Interchange
Colonial Way, Watford
Herts, WD24 4WP
United Kingdom
+44 (0) 1923 200100
Fax: +44 (0) 1923 200101

Peerless-AV Latin America
Av. de las Industrias 413
Parque Industrial Escobedo
General Escobedo, N.L.,
México, 66062
+52 (81) 8384-8300
Fax: +52 (81) 8384-8360

