

In the Box

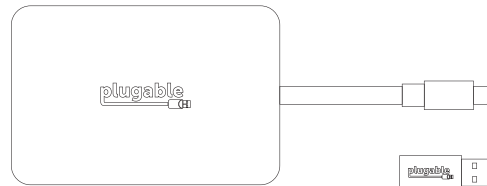
En la caja

Dans la boîte

Contenuto della confezione

In der Box

パッケージ内容



Questions? We're here to help!

plugable.com/products/usbc-768h4

support@plugable.com

ご質問は nihongo@plugable.com へご連絡ください。

ja.plugable.com/products/usbc-768h4

© 2022 Plugable Technologies | July 20, 2022



USB-C to Quad HDMI Adapter Quick Start Guide

Guía de inicio rápido | Guide de démarrage rapide |
Guida introduttiva | Kurzanleitung | クイック・スタート・ガイド

Thank you for your purchase of the Plugable
USBC-768H4 Quad HDMI Graphics Adapter!

The Plugable USBC-768H4 adapter connects to a computer via a USB-C or a USB 3.0 adapter and can extend up to four external HDMI monitors up to 1920x1080@60Hz resolution.

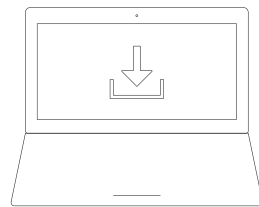
Silicon Motion Driver Installation Required

Our USBC-768H4 graphics adapter is based on Silicon Motion technology that requires the Silicon Motion software to render your external extended displays over USB connections. Please visit our website linked below to download the required Silicon Motion driver software for your computer and see system-specific installation steps.



1. Download and install Silicon Motion driver

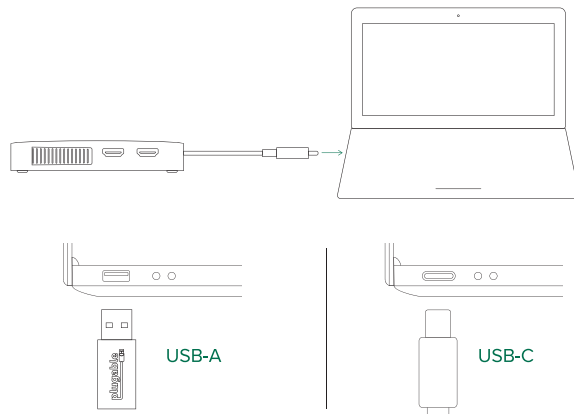
Descargar e instalar el controlador
Télécharger et installer le pilote
Scarica e installa il driver
Treiber herunterladen und installieren
ドライバをダウンロードし、インストールします



[Plugable.com/products/usbc-768h4](https://plugable.com/products/usbc-768h4)

2. Connect the adapter to host

Conectar el adaptador al servidor
Connectez l'adaptateur à l'hôte
Collegare l'adattatore al computer host
Verbinden Sie den Adapter mit Ihrem Host-PC
当変換アダプタを、システムに接続します



3. Connect monitors

Conecte los monitores
Connectez les moniteurs
Collegare i monitor
Verbinden Sie Ihren Monitor
モニタを接続します

