




# NetShelter Rack PDU Advanced

[apc.com/pdu-advanced](http://apc.com/pdu-advanced)

Life Is On





## Add Certainty to Your Data Center

APC NetShelter™ Rack PDU Advanced delivers an industry-first 4-in-1 outlet design that can accommodate almost any IT application, with models able to deliver even more power. It's designed for the high-density power needs of service providers, large enterprises, and medium-to-large data centers.

### Plan for an always-changing future with NetShelter Rack PDU Advanced:

- **Deploy equipment faster** due to simpler planning and configuration (a unique 4-in-1 outlet accommodates the most common plug types)
- **Easily handle high-density loads** with up to 48 outlets and 50% more power than other APC PDUs
- **Avoid downtime** with advanced redundancy features

### 4-in-1 outlet for increased flexibility



Acts as any of these outlet types:




### EcoStruxure IT Ready

Monitor your NetShelter Rack PDU Advanced with EcoStruxure™ IT, a powerful platform that allows IT and data center professionals to monitor all of their critical IT infrastructure, whether on-premise, in the cloud, or at the edge.



## Product feature by Rack PDU by family/series

	NEW! Rack PDU Advanced 10000 Series	9000 Series	8000 Series
<b>Design features</b>			
Ultra-low profile, space-saving design	•	•	•
Hydraulic-magnetic circuit breakers	•	•	•
Ultra-low profile circuit breakers	•	•	•
Locking IEC outlets when used with locking power cords	•	•	•
High retention outlets when used with standard cords		•	
4-in-1 outlet acts as C13/C15/C19/C21 outlet	•		
High-density outlets	•		
Alternating phase and color-coded outlets	•		
<b>Intelligent power management</b>			
Metered	•		•
Metered-by-outlet	•		•
Switched	•	•	•
Metered-by-outlet with switching	•		•
<b>Outlet control</b>			
Individual outlet remote power on/off control	•	•	•
Outlet power sequencing	•	•	•
Outlet level grouping (multiple outlets in same or multiple units follow single command)		•	•
User access control with assignable roles, access levels at device and outlet level	•	•	•
<b>Display and network management</b>			
Full-featured network management via Web and SNMP	•	•	•
Ethernet connectivity	Gigabit	Gigabit	10/100
Local display	Color LCD	Color LCD	LCD
Network port sharing	32	32	4
Local USB port for easy local firmware updates	•	•	•
Network management card power sharing	•		
Dual network ports for multi-user access	•		
<b>Metering capability</b>			
Metering accuracy	+/- 1%	+/- 1%	+/- 3%
Active current measurements (amps)	•	•	•
Active power measurements, including volts, amps, real power (kW), and energy (kWh)	•	•	•
User-customizable alarms and warnings	•	•	•
Embedded log memory to record/review/report historic metered	•	•	•
Individual outlet power metering	•		•
<b>Environmental</b>			
Maximum operating temperature	60°C	60°C	60°C
Environmental monitoring port for external temperature/humidity	Up to 8	•	•
<b>Maintenance and upgradeability</b>			
Field-replaceable network management module	Live swap	•	•
Warranty	3 year	3 year	2 year



# NetShelter Rack PDU Advanced

We can help you select the PDU that meets your unique business needs.



Voltage	Mounting U-space	Nominal voltage	Region	Input circuit	Nominal power	Input plug type*	Output receptacles**	Cord length	APC SKU
Metered	Vertical, 0U	230	INTL	32 A, 1φ	7.4 kW	IEC-309 32 A	(20) C13/15 (20) 4-in-1	3.0 m	APDU10150ME
	Vertical, 0U	400 – 415	Worldwide	16, 20 A, 3φ	11.0, 11.5 kW	IEC-309 20 A 3P+N+PE	(21) C13/15 (21) 4-in-1	1.8 m	APDU10250ME
	Vertical, 0U	400 – 415	Worldwide	32, 30 A, 3φ	22.1, 17.3 kW	IEC-309 30 A 3P+N+PE	(24) C13/15 (24) 4-in-1	1.8 m	APDU10350ME
	Vertical, 0U	400 – 415	Worldwide	63, 60 A, 3φ	43.5, 34.6 kW	IEC-309 60 A 3P+N+PE	(21) C13/15 (21) 4-in-1	1.8 m	APDU10450ME
	Vertical, 0U	208	NAM	30 A, 1φ	5.0 kW	NEMA L6-30P	(20) C13/15 (20) 4-in-1	3.0 m	APDU10151ME
	Vertical, 0U	208	NAM	30 A, 3φ	8.6 kW	NEMA L21-30P	(21) C13/15 (21) 4-in-1	1.8 m	APDU10351ME
	Vertical, 0U	208	NAM	50 A, 3φ	14.4 kW	CS8365C	(21) C13/15 (21) 4-in-1	1.8 m	APDU10451ME
	Vertical, 0U	208	NAM	60 A, 3φ	17.3 kW	IEC-309 60 A 3P+PE	(21) C13/15 (21) 4-in-1	1.8 m	APDU10452ME
Metered -by-Outlet	Vertical, 0U	400 – 415	Worldwide	32, 30 A, 3φ	22.1, 17.3 kW	IEC-309 32 A 3P+N+PE	(24) C13/15 (24) 4-in-1	1.8 m	APDU10350MO
	Vertical, 0U	208	NAM	60 A, 3φ	17.3 kW	IEC-309 60 A 3P+PE	(21) C13/15 (21) 4-in-1	1.8 m	APDU10452MO
Switched	Vertical, 0U	230	INTL	32 A, 1φ	7.4 kW	IEC-309 32 A	(20) C13/15 (20) 4-in-1	3.0 m	APDU10150SW
	Vertical, 0U	400 – 415	Worldwide	16, 20 A, 3φ	11.0, 11.5 kW	IEC-309 20 A 3P+N+PE	(21) C13/15 (21) 4-in-1	1.8 m	APDU10250SW
	Vertical, 0U	400 – 415	Worldwide	32, 30 A, 3φ	22.1, 17.3 kW	IEC-309 30 A 3P+N+PE	(24) C13/15 (24) 4-in-1	1.8 m	APDU10350SW
	Vertical, 0U	400 – 415	Worldwide	63, 60 A, 3φ	43.5, 34.6 kW	IEC-309 60 A 3P+N+PE	(21) C13/15 (21) 4-in-1	1.8 m	APDU10450SW
	Vertical, 0U	208	NAM	30 A, 1φ	5 kW	NEMA L6-30P	(20) C13/15 (20) 4-in-1	3.0 m	APDU10151SW
	Vertical, 0U	208	NAM	30 A, 3φ	8.6 kW	NEMA L21-30P	(24) C13/15 (24) 4-in-1	1.8 m	APDU10351SW
	Vertical, 0U	208	NAM	50 A, 3φ	14.4 kW	CS8365C	(21) C13/15 (21) 4-in-1	1.8 m	APDU10451SW
	Vertical, 0U	208	NAM	60 A, 3φ	17.3 kW	IEC-309 60 A 3P+PE	(21) C13/15 (21) 4-in-1	1.8 m	APDU10452SW
Metered-by-Outlet with Switching	Vertical, 0U	230	INTL	32 A, 1φ	7.4 kW	IEC-309 32 A	(20) C13/15 (20) 4-in-1	3.0 m	APDU10150SM
	Vertical, 0U	400 – 415	Worldwide	16, 20 A, 3φ	11.0, 11.5 kW	IEC-309 20 A 3P+N+PE	(24) C13/15 (24) 4-in-1	1.8 m	APDU10250SM
	Vertical, 0U	400 – 415	Worldwide	32, 30 A, 3φ	22.1, 17.3 kW	IEC-309 30 A 3P+N+PE	(24) C13/15 (24) 4-in-1	1.8 m	APDU10350SM
	Vertical, 0U	400 – 415	Worldwide	63, 60 A, 3φ	43.5, 34.6 kW	IEC-309 60 A 3P+N+PE	(21) C13/15 (21) 4-in-1	1.8 m	APDU10450SM
	Vertical, 0U	208	NAM	30 A, 1φ	5 kW	NEMA L6-30P	(20) C13/15 (20) 4-in-1	3.0 m	APDU10151SM
	Vertical, 0U	208	NAM	30 A, 3φ	8.6 kW	NEMA L21-30P	(24) C13/15 (24) 4-in-1	1.8 m	APDU10351SM
	Vertical, 0U	208	NAM	50 A, 3φ	14.4 kW	CS8365C	(21) C13/15 (21) 4-in-1	1.8 m	APDU10451SM
	Vertical, 0U	208	NAM	60 A, 3φ	17.3 kW	IEC-309 60 A 3P+PE	(21) C13/15 (21) 4-in-1	1.8 m	APDU10452SM

## Additional options

### Configurable Rack PDUs:

All options above are available as configure-to-order with leadtime of **6-7 weeks and minimum order quantity of 30 units** when configuring to order these options:

Input plug type | Input plug length | Color

### Engineer-to-Order Rack PDUs:

Have a large order and not finding what you are looking for? Engineer-to-order your Rack PDU with best-in-class NetShelter Rack PDU Advanced features and functionality! Request your engineer-to-order PDU solution today.



Visit [apc.com/pdu-advanced](https://apc.com/pdu-advanced) to request your CTO or ETO PDU.

\*IEC Input Plug options listed are IP44 plug types; \*\* 4-in-1 outlet acts as C13/C15/C19/C21 outlet; for more information, see Page 2.



# NetShelter Rack PDU Advanced Features

Next-generation rack PDU featuring...

## 4-in-1 Outlet:

Acts as C13, C15, C19, or C21




## 1% Metering Accuracy:

Cloud and service providers can know exactly how much power each outlet uses for more accurate customer billing.

## More Power:

Fit more power into each rack with up to 48 outlets and 34.6 kW of power on one PDU



## Environmental Sensors:

Optional sensor support can monitor for temperature, moisture, and unwanted access (up to 8 sensors).

## Slim Design:

Makes it even easier to add more PDUs to the same rack.



## Alternating Phase and Color-Coded Outlets:

Outlets are color-coded to match the breakers, so it's easy to see which breaker protects which outlets and simplify installation and setup, including load balancing.

## 60°C Operating Temperature:

The ability to operate at higher temperatures helps to protect costly equipment from downtime.



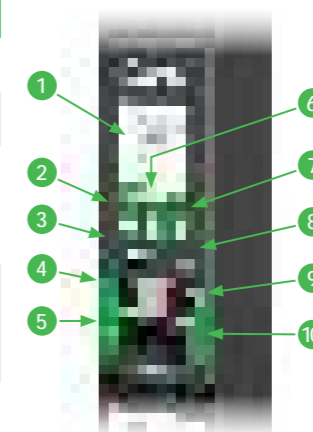
## Rack Mountable:

- Vertical toolless-mount for fast installation
- Flexible mounting options
- Compatible with most NetShelter SX enclosures and third-party racks

## Network Management Card:

- Color LCD display
- Display aggregate current draw per PDU and much more!
- Enhanced cybersecurity with secured interfaces and modified password policy
- Full-featured network management interfaces that provide standards-based management via Web, SNMP, and Redfish
- Allows users to access, configure, and manage rack PDUs from remote locations to save valuable time

Item	Description	Function
1	Display panel	Shows information about the Rack PDU.
2	Main Menu button	Press to view the Rack PDU input.
3	USB port	For use with a flash drive for firmware upgrades. Can also be used to download log files to a flash drive.
4	10/100/1000 Network port	Gigabit Ethernet port. Connects the Rack PDU to another Rack PDU in a cascading group using a Cat5e network cable.
5	Sensor port 1	Port for connecting an optional sensor.



Item	Description	Function
6	Scroll button	Press once to display the menu. Press additional times to move the highlight bar down the menu list until you reach the desired item.
7	Select button	With the menu item highlighted, press the Select button to display the Rack PDU information.
8	Reset	Resets the network management interface without affecting outlets of the Rack PDU.
9	10/100 Network port	Redundant Ethernet and Cascading with DC Power Share. Connects the Rack PDU to the network using a Cat5e network cable.
10	Sensor port 2	Port for connecting an optional sensor. Also for use as a Series connection port.

## Suggested Accessories, Services, and Extended Warranty:



### Environmental Sensor Support – Coming Soon!

APDU1300 / APDU1303 / APDU1308 / APDU1335T / APDU1335TH / APDU1335T3H

Optional sensor support that monitors for temperature, moisture, and unwanted access in your data center or network closet.



### Locking Power Cords

Assortment of locking power cords

Locking IEC power cords provide a mechanism to secure power cord connections to the Rack PDU when used with any AP8000, APDU9000, or APDUU10000 Series Rack PDUs and prevent accidental disconnects.



### Extended Warranty

1-year extended warranty to add to 3-year standard factory warranty for a total of 6 years

This service extends the security and protection provided by your factory warranty and ensures your product will be repaired or replaced if necessary at no additional charge.

\*Check with your local sales representative for extended warranty services available.

### Benefits of our industry-first 4-in-1 outlet:

- Simplify IT planning—no need to select different types of PDUs for different types of equipment
- Be ready for future expansion without needing to know what types of outlets you'll need
- Avoid delays and unplanned costs if plug requirements change mid-project—use the PDUs you already ordered
- Be flexible for whatever the future brings to your data center



## Explore, select, and configure:

Discover or configure to order a NetShelter Rack PDU Advanced:

[apc.com/pdu-advanced](https://apc.com/pdu-advanced)

The Rack PDU Selector is located at:

[apc.com/tools/selector/pdu](https://apc.com/tools/selector/pdu)

Explore all of these products in 3D with SketchFab:

[skfb.ly/o8Bso](https://skfb.ly/o8Bso)

Or explore with augmented reality (AR) in 3D!



[apc.com](https://apc.com)

Schneider Electric  
70 Mechanic Street  
Foxboro, MA 02035  
[www.apc.com](https://www.apc.com)

Life Is On

**Schneider**  
Electric

© 2022 Schneider Electric. All Rights Reserved.

Life Is On Schneider Electric is a trademark and the property of Schneider Electric SE, its subsidiaries and affiliated companies.