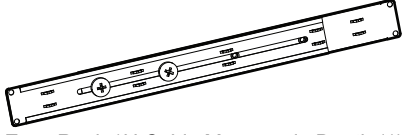



Easy Rack 1U Cable Manager in Depth ER7DCM

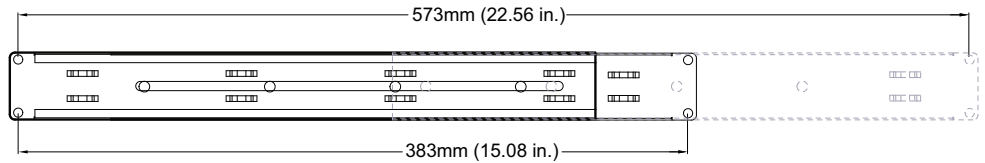
Kit Instructions

ER7DCM Inventory

 <p>Easy Rack 1U Cable Manager in Depth (1)</p>	 <p>M5 x 10 Phillips head screw (4)</p>
--	---

Installation:

The 1U Cable Manager is installed to the front and rear vertical mounting rails on either side of your Easy Rack. The 1U Cable Manager can be adjusted to fit the depth of your Easy Rack. From the center of the mounting holes, the Cable manager can be extended from the minimum depth of 383mm (15.08 in.) to the maximum of 573mm (22.56 in.).



Use the four (4) M5 x 10 Phillips head screws provided to install the 1U Cable Manager to the round holes on the inside edge of the front and rear vertical mounting rails.

