



VERTIV™ Liebert® GXT5

Intelligent and Efficient UPS Protection
for your Mission Critical Applications

5 - 10 kVA Models



Intelligent and Efficient UPS Protection for your Mission Critical Applications

The Vertiv™ Liebert® GXT5 UPS is an online double conversion UPS solution which offers premium power outage protection and continuous power conditioning in a compact and flexible deployment system.

The Liebert® GXT5 single phase UPS operates with high power efficiency and it is ideally suited to protect critical infrastructure in both centralized and edge network applications.

Scalable runtime options with matching external battery cabinets offer additional flexibility when extended uninterrupted power is required. User friendly LCD interface as well as full network

management capability, including configuration and remote updates, make this system easy to deploy and simple to maintain. With market leading efficiency and unity power factor operation, the Liebert® GXT5 will fill your critical application needs.

Sleep well knowing your business is protected by the premium products from Vertiv.



Vertiv™ Liebert® GXT5 Features

Leading UPS Technology

- High output PF=1.0
- Full color graphic LCD display with gravity sensing
- Controllable output power sockets
- External battery cabinets with auto-detection
- Integrated POD and maintenance bypass (detachable)
- 5-6-8-10 kVA: wide range of power ratings to answer any possible power requirement
- Extreme flexibility with parallel or redundant operation capability
- Battery health status and replacement date prediction
- Remote management, update and configuration
- Optimized thermal management and variable speed fan

Efficient and Green Product

- High efficiency up to 95% in on-line mode
- Even higher efficiency up to 98% in Active ECO mode
- Energy Star® 2.0 certified
- Programmable output sockets for optimum battery usage
- RoHS and REACH compliance

Solutions Wide

- Compact Rack / Tower design with short depth
- Vertiv™ LIFE™ compatible
- Capability for parallel/redundant operation (10kVA)
- Integrated batteries and easy to install, configure and operate
- New RDU101 SNMP/webcard with advanced features
- Compatibility with environmental sensors
- Integrated dry-contacts and configurable definition
- DCIM compatible: Power Insight, Vertiv Intelligence
- Smart solutions / IT management hardware compatibility

Vertiv™ Liebert® GXT5 Highlights



Unity power factor (PF=1.0)
More active power available so more loads can be connected versus lower power factor systems thus saving space and cost.



High efficiency up to 95% in on-line mode
Higher efficiency means an optimized energy management and lower heat dissipation, thus providing energy and cost savings.



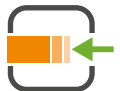
Even higher efficiency up to 98% in Active ECO mode
Superior protection with maximum efficiency.



Colored graphic LCD display with gravity orientation
User friendly interface to know UPS status and configuration.



Battery cabinets with auto-detection
Be confident your UPS is set up correctly to report available run time when used with external battery cabinets.



Rack / Tower design with short depth and flexible to install
A more compact UPS that will use less floor space, and leaves more space available for data equipment in a rack.



Capability for parallel/redundant operation (10kVA)

Wider network power protection capability against disturbances. Capability to grow as your load demand increases, or run up to 2+1 in redundant configuration granting maximum availability to your critical loads

How You Benefit from Vertiv™ UPSs

DESIGNED FOR HIGH AVAILABILITY



- **The Unity Power Factor (PF=1.0)** ensures the connection of more loads and IT equipment
- **Device can be swapped during operation** without powering down connected equipment thanks to the manual bypass POD integrated in the device (removeable connection box)
- Minimum downtime of the device provided by **hot-swappable battery modules** which can be changed during operation
- **Vertiv™ LIFE™ Service** remote diagnostic and preventive monitoring service helps to enhance uptime, as well as operational efficiency
- Suitable for ambient temperatures **up to 40°C without derating**

USER-FRIENDLY OPERATION AND INSTALLATION



- Integrated solution that **combines electronics and batteries** in a single part number
- Easy to read **gravity sensing graphical color display**
- **Intuitive user interface**, local configuration and management
- Enabling **remote management and update**
- Support for the new Vertiv suite of **remote management** tools (Vertiv Power Insight, SNMP/webcards, etc)
- **Autodetection of external battery** cabinets helps an easy and fast installation when long runtimes are required

LONGER LIFE TIME AND RUN-TIME OF THE BATTERIES



- Extended run-times provided by the addition of **external battery cabinets**
- **Improved battery care** by temperature compensated battery charging
- **Programmable sockets** help to extend runtime for the most critical loads and smart disconnection of the less critical ones
- **Intelligent battery health management** ensures a longer life time (optimized battery maintenance and replacement when needed)

OPTIMIZED ENERGY AND CAPACITY MANAGEMENT



- Active ECO operating mode **with up to 98% efficiency**
- Efficiency in on-line double conversion mode **up to 95%**
- **Energy Star 2.0** certified
- Programmable sockets for **critical loads prioritization** and **energy optimization**
- Capacity for parallel or redundant operation (10kVA) thus bringing a next level of **flexibility for growth and future expansion**

SEAMLESS CONNECTIVITY



- **Programmable dry contacts**
- **Supports** SNMP, WEB and Sensors, thanks to the powerful RDU101 card

Vertiv™ LIFE™ Services Remote Diagnostic and Preventive Monitoring

Vertiv's service program is designed to ensure that your critical power protection system is maintained in an optimum state of readiness at all times.

The Vertiv LIFE™ remote diagnostic and preventive monitoring service provides early warning of UPS conditions and out of tolerances.

This allows effective proactive maintenance, fast incident response and remote trouble shooting, giving customers complete security and peace of mind.

With Vertiv LIFE Services you will benefit from:

Uptime Assurance

Constant monitoring of UPS parameters, thus maximizing the availability of your critical infrastructure.

First Time Fix Rate

Pro-active monitoring and data measuring ensure that when our customer engineers are dispatched on-site, they arrive prepared for first time resolution.

Proactive Analysis

From Vertiv LIFE Services centers, our experts proactively analyze the data and trends of your equipment, to recommend actions to ensure their best performance.

Minimized Total Cost of Ownership of Your Equipment

The continuous monitoring of all relevant parameters in turn maximizes unit performance, reduces on-site maintenance and extends the life of your equipment.


Fast Incident Response

Vertiv LIFE Services allow for immediate definition of the best course of action, as a result of the regular communication between your Liebert GXT5 system and our Vertiv LIFE Services centers.

Reporting

You will receive a comprehensive report detailing the working order of your equipment and its operational performance.

Remote diagnostics and preventive monitoring service



Reduce the risk of unexpected downtime (MTBF)

- Data trend analysis
- 24/7 alarm monitoring

Obtain the best possible response time (MTTR)

- Real-time call in case of an emergency

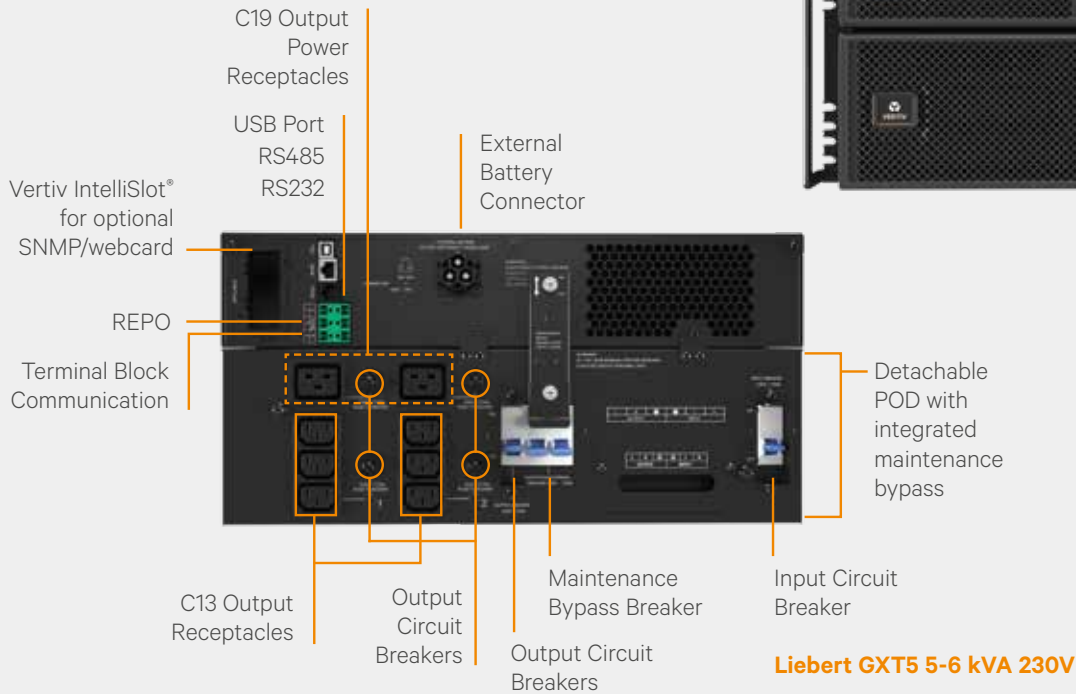
Unit is fixed at the first site visit (MTTR)

- Remote troubleshooting and required parts identified before going on-site

Liebert® GXT5 Specifications

TECHNICAL SPECIFICATIONS				
Model Number	GXT5-5000IRT5UXLE	GXT5-6000IRT5UXLE	GXT5-8000IRT5UXLE	GXT5-10KIRT5UXLE
Ratings (VA/W)	5000 VA / 5000 W	6000 VA / 6000 W	8000 VA / 8000 W	10,000 VA / 10,000 W
Dimensions, mm (in) Unit, WxDxH	430 x 630 x 217 (16.9 x 24.8 x 8.5)		430 x 630 x 217 (16.9 x 24.8 x 8.5)	
Rack U Space	5U		5U	
Shipping, W x D x H	646x816x520(25.4x32.1x20.5)		646x816x520(25.4x32.1x20.5)	
WEIGHT,KG (LB)				
Unit	70.8 (156)		74.5 (164.2)	
Shipping	89 (196.2)		93 (205)	
INPUT AC PARAMETERS				
Operating Frequency, nom	50 or 60Hz (Factory Default is 50)			
Factory Default VAC	230VAC			
*user configurable VAC	200/208/220/230/240VAC			
Operating Voltage Range	176 - 280VAC			
Without Battery Operation	176 - 280VAC			
Maximum allowable VAC	280VAC			
Input Frequency Without Battery Operation	40 - 70Hz			
Input Power Connection	Hardwire	Hardwire	Hardwire (common or split bypass)	Hardwire (common or split bypass)
OUTPUT AC PARAMETERS				
AC-AC Efficiency	94%	94%	94,50%	95%
Factory Default VAC	230VAC			
Frequency	50Hz or 60Hz, Nominal			
Waveform	Pure Sinewave			
Output Power Connection	Hardwire, 2 (C19), 6 (C13)		Hardwire, 4 (C19), 4(C13)	
Main Mode Overload	>150% for Minimum 200mS; 125 - 150% for 60 seconds; 105-125% 5 Minutes; ≤105 % Continuous			
INTERNAL BATTERY CHARGER				
Charger Current, Amperes	2.25 Default (5 Maximum)		2.25 Default (8 Maximum)	
BATTERY PARAMETERS				
Type	Valve-regulated, non-spillable, lead acid			
Qty x V x Rating	2 x 8 x 12V x 9.0AH			
Battery Mfr. / Part #	9Ahr, LEOCH / DJW12-9.0			
Back Up Time Full Load (min)	7	5,5	3,5	2
Back Up Time Half Load (min)	18,5	14,5	9,5	7
Recharge Time (Internal Batteries)	5 hr. to 90% capacity after full discharge into 100% load			
BYPASS PROTECTION LIMITS				
Upper limit selections:	+10%, +15%, +20%; default +10%			
Lower limit selections:	-10%, -15%, -20%; default -15%			
Disable Bypass operation	When the input frequency prevents synchronous operation			
BYPASS PROTECTION LIMITS				
Operating Temperature, °C (°F)	0 to 40 (32 to 104) (no derating)			
Storage Temperature, °C (°F)	-15 to 50 (5 to 122)			
Relative Humidity	0-95% non-condensing			
Operating Elevation	Up to 1000m (3281 ft) at 25°C (77°F) without derating			
Audible Noise	<55 dBA, at 1 meter from the rear <50 dBA, at 1 meter from the front or sides			
AGENCY				
Safety	IEC62040-1:2008 version, GS mark			
EMI/EMC/C-Tick EMC	IEC/EN/AS 62040-2 2nd Ed (Cat 2)			
ESD	IEC/EN EN61000-4-2, Level 4, Criteria A			
Radiated Susceptibility	IEC/EN EN61000-4-3, Level 3, Criteria A			
Electrical Fast Transient	IEC/EN EN61000-4-4, Level 4, Criteria A			
Surge Immunity	IEC/EN EN61000-4-5, Level 3, Criteria A			
Transportation	ISTA Procedure 1E			
Compliance	CE			
EXTERNAL BATTERY CABINET				
GXT5-EBC192VRT3U				
Dimensions, W x D x H (mm, in)	430 x 581 x 173 (16.9 x 22.9 x 6.8) (4U)			
Weight, kg (lb)	65 (143.3)			
EXTERNAL BATTERY CABINET SHIPPING				
Dimensions, W x D x H (mm, in)	530 x 745 x 475 (20.9 x 29.3 x 18.7)			
Weight, kg (lb)	76 (167.6)			
BATTERY PARAMETERS				
Type	Valve-regulated, non-spillable, lead acid			
Battery Manufacturer, Part #	9Ahr, Leoch DJW12-9.0			
Quantity x V	16 x 12V			
UPS WITH 1 EBC RUN TIME				
Back Up Time Full Load (min)	19	14,5	9,5	7
Back Up Time Half Load (min)	48	38,5	26	19
ENVIRONMENTAL				
Operating Temp, °C (°F)	0 to 40 (32 to 104)			
Storage Temp, °C (°F)	-15 to 50 (5 to 122)			
Relative Humidity	0-95% non-condensing			
Operating Elevation	Up to 3000m (9.842ft) at 25°C (77°F)			
AGENCY				
Safety	IEC62040-1:2008 version			
Transportation	ISTA Procedure 1E			
Compliance	CE			

TECHNICAL SPECIFICATIONS



Front view

Tech Support

Always On! Our Commitment to your daily Business, provided by multi language Tech Support.

Toll-free 0080011554499

Toll +39 02 98250222

eoc@VertivCo.com

Get this Close to the Edge with our Vertiv™ VR Rack, the complete Vertiv product portfolio and the new Vertiv™ Liebert® GXT5

Vertiv has all the important components in its product portfolio to offer the complete solution for an Edge data center.





Vertiv.com | **Vertiv Infrastructure Limited**, George Curl Way, Southampton, SO18 2RY, VAT Number: GB188146827

© 2019 Vertiv Group Corp. All rights reserved. Vertiv and the Vertiv logo are trademarks or registered trademarks of Vertiv Group Corp. All other names and logos referred to are trade names, trademarks or registered trademarks of their respective owners. While every precaution has been taken to ensure accuracy and completeness herein, Vertiv Group Corp. assumes no responsibility, and disclaims all liability, for damages resulting from use of this information or for any errors or omissions. Specifications are subject to change without notice.