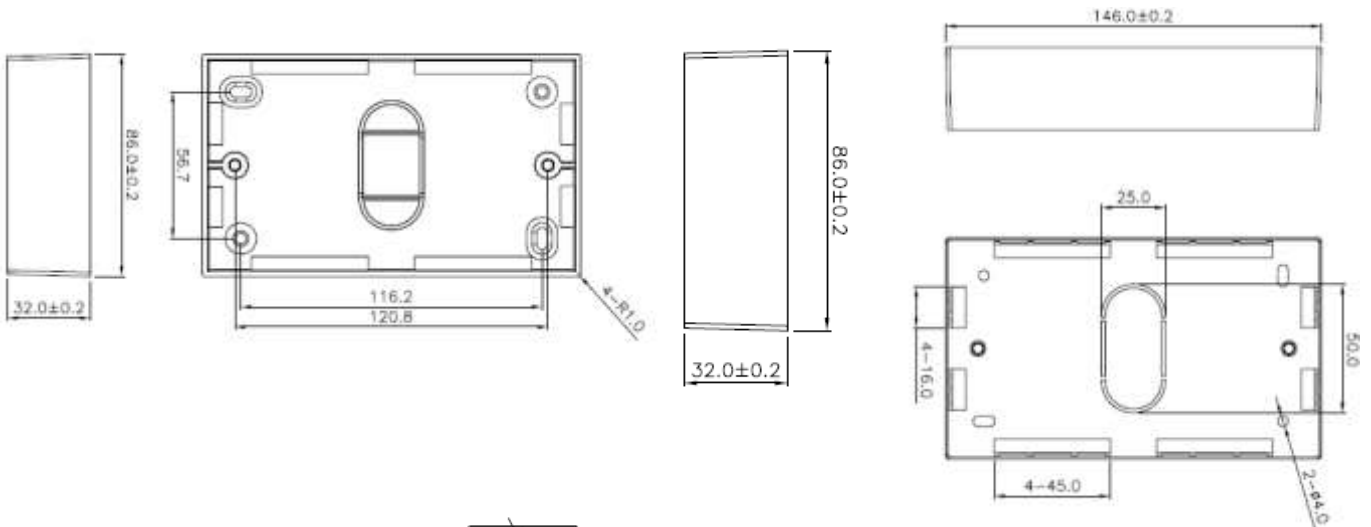


White Double Gang Back Boxes

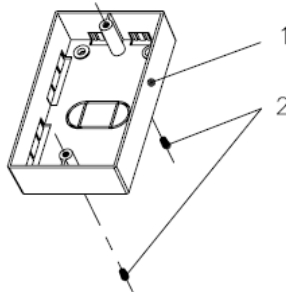


FEATURES

- Manufactured in tough ABS
- Less Brittle than Traditional Electrical Back Boxes
- Selection of Mounting Holes for ease of installation
- Cable Entry knockouts on all sides and back of base for maximum flexibility

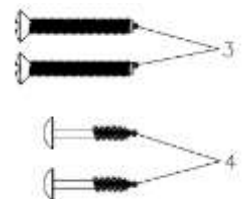


Dimensions:
 86mm x 146mm x 32mm
 86mm x 146mm x 45mm



Material :

1. Box : ABS, UL 94-HB.
2. Screw Nut : M3.5 X L7.0 mm.
3. Screw : M3.5 X 25.0 X 7.0mm.
4. Screw : M3.5 X 19.0 X 7.5mm.



Ordering Information:

Part No.	Description
72 2651	White Double Gang Back Box 45mm Deep
72 2657	White Double Gang Back Box 32mm Deep (Variant shown)

