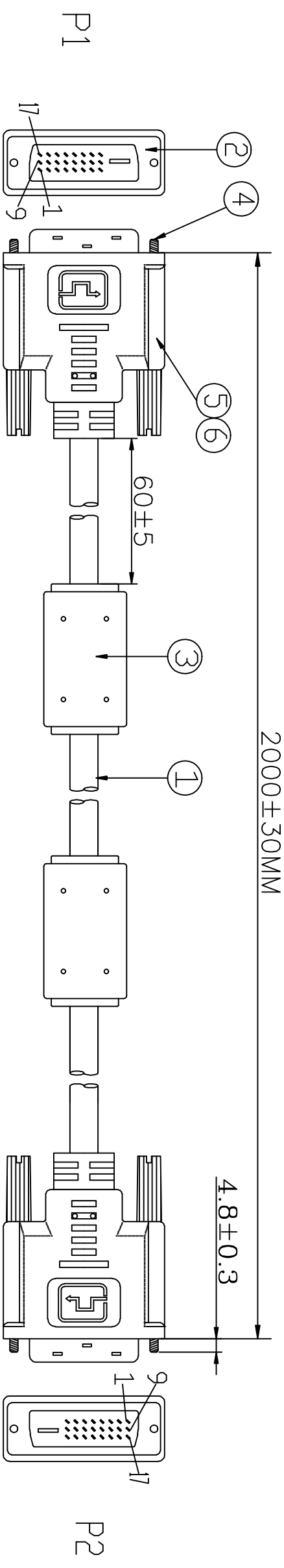
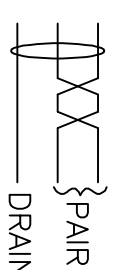
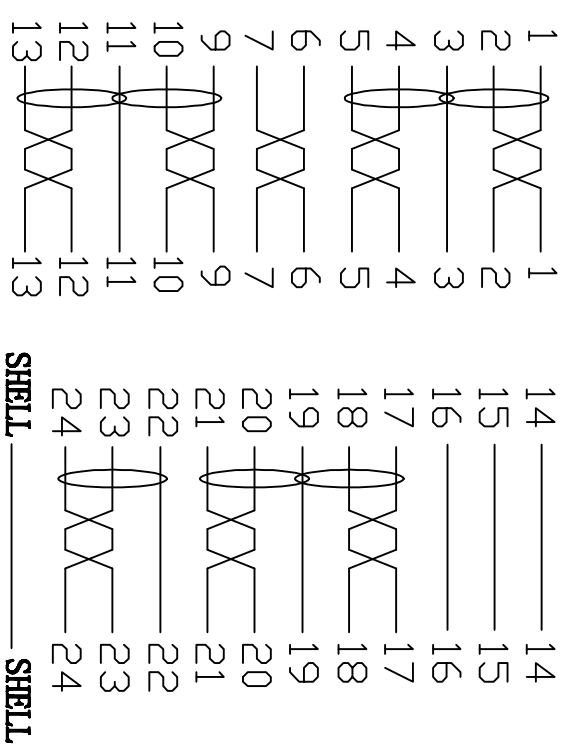


RevNo	Revision note	Date	Signature/Checked
-------	---------------	------	-------------------



PIN OUT

P1 P2 P1 P2



PAIR  
DRAIN WIRE OF PAIR

REQUIREMENTS:

1:100% short,open and miss wire test.

2:Insulation resistance:DC300V 10MΩ(Min)  
Conduction resistance 5Ω(Max)

⑥	OUTER MOLDED	BLACK 45P PVC	0.038	KG
⑤	INTER MOLDED	LDPE	0.021	KG
④	SCREW	#4-40UNC 2.3*45.5MM,BLACK PVC	4	PCS
③	FERRITE CORE	FSB:RH12*20*8.0	2	PCS
②	CONNECTOR	DVI 24+1/M BLACK INSULATOR,NICKEL PLATED SHELL, GOLD PLATED PIN	2	PCS
①	CABLE	(1P*30#+FME+D+AL+MYLAR)*7C+1P*30#+3C*30#+ADB JACKET: BLACK PVC OD:7.3±0.15	2	M
NO.	MATERIAL	DESCRIPTIONG	QTY.	UNIT

Itemref	Quantity	Title/Name,designation,material,dimension etc	Article No./Reference
Designed by ACHY	HELEN	Checked by HELEN	Approved by - date MARCH 6,2012
File name DVI24+1 M/M L-2M			Date MARCH 6,2012
32 2800			Scale FREE

32 2800		Edition 1	Sheet 1/1
---------	--	--------------	--------------