


24-Port 10/100/1000T 802.3at PoE + 2-Port 1000X SFP Gigabit Ethernet Switch



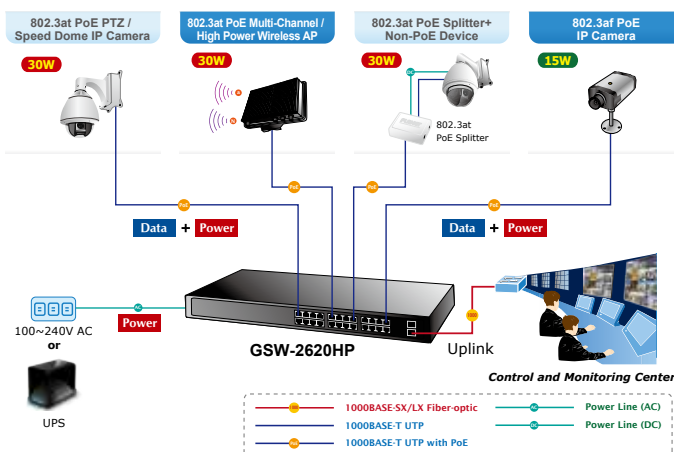
Cost-optimized, Configure-free Gigabit PoE+ Switch for System Integrators

PLANET GSW-2620HP, an ideal Gigabit PoE Switch, provides a cost-effective advantage to local area networks of SMBs. Offering **Layer 2 data packet switching and stable operation**, this model also complies with **IEEE 802.3at Power over Ethernet Plus (PoE+)** at an affordable price. The GSW-2620HP is equipped with **24 10/100/1000BASE-T** Gigabit Ethernet ports and **2 1000BASE-X** SFP interfaces with inner power system. Its **24** Gigabit Ethernet ports are integrated with an 802.3at PoE+ injector function. It offers a rack-mountable, safe and reliable power solution for SMBs deploying Power over Ethernet networks.



IEEE 802.3at/af Compliant Power Source Switch

The PoE in-line power following the **IEEE 802.3at/af standard** makes the GSW-2620HP able to deliver Gigabit speed data and up to **30 watts** of power per port to 24 PoE compliant powered devices (PDs) with a combined power output budget of up to 220 watts. The GSW-2620HP provides more flexibility in power requirement for all kinds of PDs with affordable installation costs.



Physical Port

- **24-port 10/100/1000BASE-T** Gigabit RJ45 copper
- **2 1000BASE-X** mini-GBIC/SFP slots

Power over Ethernet

- Complies with IEEE 802.3at High Power over Ethernet
- Complies with IEEE 802.3af Power over Ethernet
- Up to 24 ports of IEEE 802.3af/802.3at devices powered
- Supports PoE power up to 30.8 watts for each PoE port
- Each port supports 52V DC power to PoE powered device
- 220-watt PoE budget
- Auto detects powered device (PD)
- Circuit protection prevents power interference between ports
- Remote power feeding up to 100m

Switching

- Hardware based 10/100/1000Mbps auto-negotiation and auto MDI/MDI-X
- Flow control for full duplex operation and back pressure for half duplex operation
- Integrates address look-up engine, supporting 8K absolute MAC addresses
- 9K jumbo frame supports all speeds (10/100/1000Mbps)
- IEEE 802.1Q VLAN transparency
- Automatic address learning and address aging
- Supports Energy-Efficient Ethernet (EEE) function (IEEE 802.3az)

Hardware

- 19-inch desktop size, 1U height
- LED indicators for PoE ready and PoE activity
- Ethernet Link Energy-saving technology
 - Link down power saving
 - Intelligent scale power based on cable length

Energy-saving Design

The GSW-2620HP uses new engine that incorporates two advanced Green Networking technologies:

- Idle Mode Link Down power saving
- Intelligent Scale Power based on cable length

The Idle Mode Link Down power saving of the GSW-2620HP complies with IEEE 802.3az Energy Efficient Ethernet (EEE) standard to automatically lower power for a given port when it is not linked. The Intelligent Scale Power technology actively determines the appropriate power level based on the cable length. When connecting to the GSW-2620HP with Ethernet cable shorter than 20m, a device can obtain maximum power saving because the GSW-2620HP would automatically detect the Ethernet cable length and reduce power usage. The connected device can substantially reduce the overall power consumption, which makes a significant contribution to energy saving.

Easy Installation and Cable Connection

Providing data transfer and high PoE in one unit, the GSW-2620HP is able to reduce the need of extended cables and electrical outlets on the wall, ceiling or any unreachable place. It helps to lower the installation costs and simplify the installation effort. All RJ45 copper interfaces of the GSW-2620HP support 10/100/1000Mbps auto-negotiation for optimal speed detection through RJ45 Category 6, 5 or 5e cables. It also supports standard auto-MDI/MDI-X that can detect the type of connection to any Ethernet device without requiring special straight-through or crossover cables.

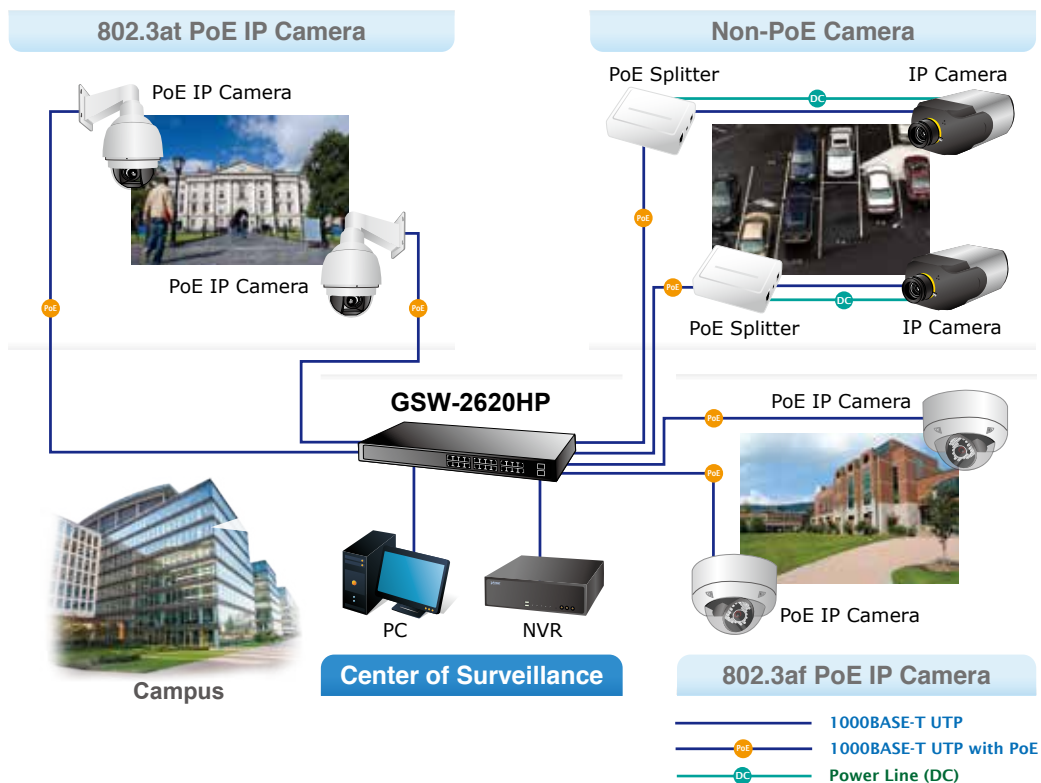
Flexible Extension Solution

The two mini-GBIC slots built in the GSW-2620HP are compatible with the **1000BASE-SX/LX** SFP (Small Form-factor Pluggable) fiber transceiver, uplinked to backbone switch and monitoring center in long distance. The distance can be extended from 550 meters (multi-mode fiber) to 10/20/30/40/50/60/70/120 kilometers (single-mode fiber or WDM fiber). They are well suited for applications within the enterprise data centers and distributions.

Applications

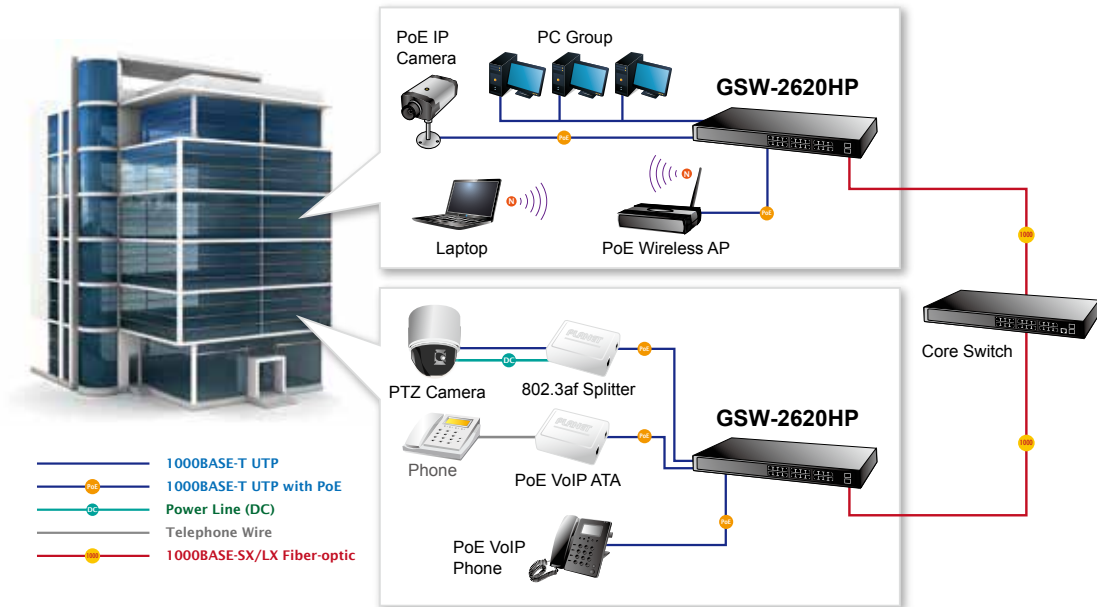
Perfect Integration Solution for PoE IP Surveillance

The GSW-2620HP brings an ideal, secure surveillance system at a lower total cost; the GSW-2620HP provides 24 10/100/1000Mbps 802.3at PoE ports able to feed sufficient PoE power for 14 IEEE 802.3af/7 IEEE 802.3at PoE IP cameras at the same time. It is also able to connect with one 16-channel NVR or two 8-channel NVR systems, uplinked to the backbone switch and the monitoring center. With such high-performance switch architecture, the recorded video files from the PoE IP cameras can be saved in the NVR system to enable the administrators to control and monitor the surveillance images both in the local LAN and the remote sites.



Department/Workgroup PoE Network

Providing 24 PoE in-line power interfaces, the GSW-2620HP can easily build a power where IP phone system, IP camera system and wireless AP group for enterprises can be centrally controlled. The GSW-2620HP delivers full ports of 802.3af/at compliant Gigabit Ethernet network connectivity with high-performance and cost-effective advantages for the increasing number of PoE IP telephones, PoE IP cameras, PoE wireless access points and other devices applied at the edge of the small or medium enterprise network.



Specifications

Product	GSW-2620HP
Hardware Specifications	
10/100/1000BASE-T Copper Ports	24 auto-MDI/MDI-X ports
802.3af/802.3at PoE Injector Ports	24
1000BASE-X SFP/mini-GBIC Slots	2
Switch Architecture	Store-and-Forward
Switch Fabric	52Gbps/non-blocking
Switch Throughput@64 bytes	38.6Mpps@64 bytes
MAC Address Table	8K entries
Jumbo Frame	9216 bytes
Flow Control	IEEE 802.3x pause frame for full-duplex; back pressure for half-duplex
LED	System: Power (Green) 10/100/1000T RJ45 Interfaces 1000 LNK / ACT (Green), 10/100 LNK/ACT (Orange), PoE (Orange) 1000Mbps SFP Interfaces 1000 LNK / ACT (Green)
Dimensions (W x D x H)	445 x 207 x 45 mm (1U height)
Enclosure	Metal
Weight	2.85kg
Power Requirements	100~240V AC, 50/60Hz, 4A (max.)
Power Consumption/Dissipation	Max. 260 watts/885 BTU
Thermal Fan	2
Power over Ethernet	
PoE Standard	IEEE 802.3af Power over Ethernet/PSE IEEE 802.3at Power over Ethernet Plus/PSE
PoE Power Output	Per port 52V DC, 300mA. max. 15.4 watts (IEEE 802.3af) Per port 52V DC, 600mA. max. 30 watts (IEEE 802.3at)
PoE Power Budget	220 watts
Number of PDs, 7 watts	24
Number of PDs, 15.4 watts	14
Number of PDs, 30 watts	7

Standards Conformance	
Regulatory Compliance	FCC Part 15 Class A, CE
Standards Compliance	IEEE 802.3 10BASE-T IEEE 802.3u 100BASE-TX IEEE 802.3ab Gigabit 1000BASE-T IEEE 802.3z Gigabit SX/LX IEEE 802.3x flow control and back pressure IEEE 802.3af Power over Ethernet IEEE 802.3at High Power over Ethernet IEEE 802.3az Energy-Efficient Ethernet
Environment	
Operating	Temperature: 0 ~ 50 degrees C Relative Humidity: 5 ~ 95% (non-condensing)
Storage	Temperature: -10 ~ 70 degrees C Relative Humidity: 5 ~ 95% (non-condensing)

Ordering Information

GSW-2620HP	24-Port 10/100/1000T 802.3at PoE + 2-Port 1000X SFP Gigabit Ethernet Switch
------------	---

Related PoE Products

ICA-2200	Full HD PoE Box IP Camera
ICA-2250VT	Industrial PoE Plus Outdoor IR IP Camera
ICA-2500	5 Mega-pixel PoE Box IP Camera
ICA-3250V	Full HD Outdoor IR PoE IP Camera
ICA-4200V	Full HD 20M IR Vari-focal Dome IP Camera
ICA-4500V	5 Mega-pixel 20M IR Vari-focal Dome IP Camera
ICA-5250	Full HD Ultra-mini Vandal Dome
ICA-5350V	3 Mega-pixel Vandalproof IR IP Camera
ICA-HM136	H.264 2 Mega-pixel 20M IR Vandalproof Dome IP Camera
ICA-HM351	2 Mega-pixel 35M IR Outdoor Box PoE IP Camera
ICA-HM620	2 Mega-pixel PoE Plus Speed Dome Internet Camera
POE-162S	IEEE 802.3at Gigabit High Power over Ethernet Splitter
POE-E201	IEEE 802.3at Power over Ethernet Extender
WNAP-C3220	802.11n Wireless Ceiling-mount PoE Access Point
WNAP-W2200	802.11n 300Mbps In-Wall Access Point w/ USB Charger (EU Type)
WDAP-C7400	900Mbps Dual Band Ceiling-mount Wireless Access Point
WDAP-C7200AC	1200Mbps 802.11ac Dual Band Ceiling-mount Wireless Access Point
VIP-2020PT	Enterprise HD PoE IP Phone (2-Line)
VIP-5060PT	Professional HD PoE IP Phone (6-Line)

Available Gigabit SFP Modules for GSW-2620HP

MGB-GT	SFP-Port 1000BASE-T Module
MGB-SX	SFP-Port 1000BASE-SX mini-GBIC module - 220/550m
MGB-LX	SFP-Port 1000BASE-LX mini-GBIC module - 10km
MGB-L30	SFP-Port 1000BASE-LX mini-GBIC module - 30km
MGB-L50	SFP-Port 1000BASE-LX mini-GBIC module - 50km
MGB-L70	SFP-Port 1000BASE-LX mini-GBIC module - 70km
MGB-L120	SFP-Port 1000BASE-LX mini-GBIC module - 120km
MGB-LA10	SFP-Port 1000BASE-LX (WDM,TX:1310nm) mini-GBIC module - 10km
MGB-LB10	SFP-Port 1000BASE-LX (WDM,TX:1550nm) mini-GBIC module - 10km
MGB-LA20	SFP-Port 1000BASE-LX (WDM,TX:1310nm) mini-GBIC module - 20km
MGB-LB20	SFP-Port 1000BASE-LX (WDM,TX:1550nm) mini-GBIC module - 20km
MGB-LA40	SFP-Port 1000BASE-LX (WDM,TX:1310nm) mini-GBIC module - 40km
MGB-LB40	SFP-Port 1000BASE-LX (WDM,TX:1550nm) mini-GBIC module - 40km