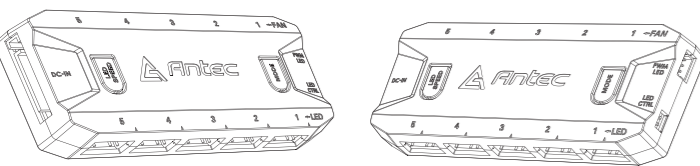
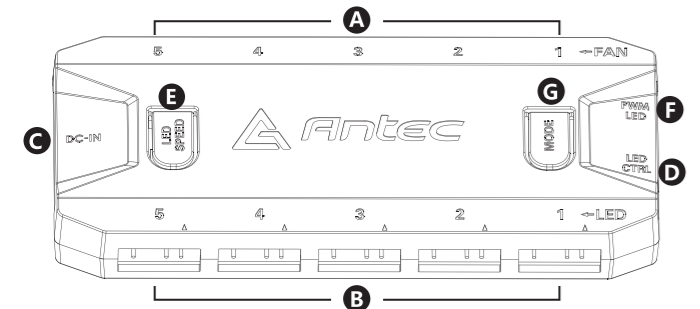


PWM Fan and RGB Control Hub  
 Ventilador PWM y Hub de Control RGB  
 Boitier de contrôle du ventilateur PWM et de mode RGB  
 PWM Lüfter und RGB Control Hub  
 Ventola PWM e Hub di controllo RGB  
 PWMファンとRGBコントローラーハブ  
 PWM 팬과 RGB 컨트롤러  
 風扇控制器  
 風扇控制器

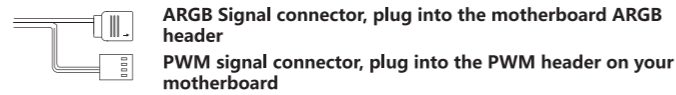


## EN

- A** FAN: PWM port (4pin)
- B** LED: ARGB port (3pin)
- C** DC-IN: Connect the power cable to the SATA connector
- D** LED CTRL: LED CTRL port (can connect with the Reset cable and convert the Reset button of the chassis into the LED control button)

**E** LED SPEED: Adjust the speed of the lighting effects, with three options to choose: FAST, SLOW and MEDIUM speed

**F** PWM LED: PWM LED port, can be connected to the motherboard to synchronize unlimited ARGB colors and PWM functions (Signal cable is included)



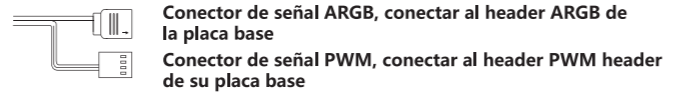
**G** MODE: Customize a variety of LED light mode buttons

## ES

- A** VENTILADOR: Puerto PWM (4pin)
- B** LED: Puerto ARGB (3pin)
- C** DC-IN: Conecta el cable de corriente al conector SATA
- D** LED CTRL: puerto LED CTRL (puede conectarse con el cable Reset y convertir el botón Reset del chasis en botón de control LED)

**E** LED SPEED: Ajusta la velocidad de los efectos de iluminación, con tres opciones a elegir: RÁPIDA, LENTA y MEDIA velocidad

**F** PWM LED: Puerto PWM LED, puede conectarse a la placa base para sincronizar ilimitados colores ARGB y funciones PWM (cable de señal incluido)



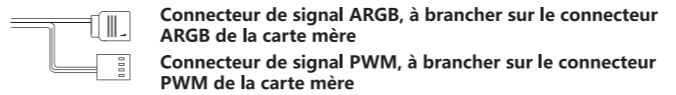
**G** MODO: Customiza una variedad de botones de modo luz LED

## FR

- A** Ventilateur : Port PWM port (4 broches)
- B** LED: port ARGB port (3 broches)
- C** DC-IN: Connectez le câble d'alimentation au connecteur SATA
- D** LED CTRL: port LED CTRL (peut se connecter au câble Reset et transformer le bouton Reset du chassis en bouton de controle LED)

**E** Vitesse LED : Ajustez la vitesse des effets lumineux, avec 3 modes différents : Rapide, Lent et intermédiaire

**F** PWM LED: Port PWM LED, peut être connecté à la carte mère pour synchroniser les couleurs ARGB de manière illimitée et les fonctions PWM (cable de signal inclus)



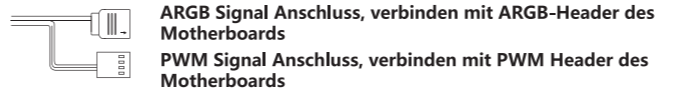
**G** MODE: Pour accéder à une variété d'éclairages LED

## DE

- A** Lüfter: PWM Anschluss (4pin)
- B** LED: ARGB Anschluss (3pin)
- C** DC-IN: Verbinden Sie das Netzkabel mit dem SATA-Anschluss
- D** LED CTRL: LED CTRL Anschluss (kann mit dem Reset-Kabel verbunden werden um den Reset-Knopf des Gehäuses in den LED-Steuerknopf umzuwandeln)

**E** LED SPEED: Passen Sie die Geschwindigkeit der Lichteffekte mit drei Optionen an: FAST, SLOW und MEDIUM Speed

**F** PWM LED: PWM LED Anschluss, kann mit dem Motherboard verbunden werden, um unbegrenzte ARGB-Farben und PWM-Funktionen zu synchronisieren (Signalkabel ist im Lieferumfang enthalten)



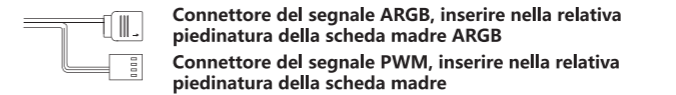
**G** MODE: Passen Sie eine Vielzahl von LED-Lichtmodustasten an

## IT

- A** FAN: PWM porte (4pin)
- B** LED: ARGB porte (3pin)
- C** DC-IN: collega il cavo di alimentazione al connettore SATA
- D** LED CTRL: Porta controllo LED (può collegarsi con il cavo Reset e convertire il pulsante Reset dello chassis nel pulsante di controllo LED)

**E** LED SPEED: Regola la velocità degli effetti di luce, con tre opzioni tra cui scegliere: veloce, lento e medio

**F** PWM LED: Porta LED PWM, può essere collegata alla scheda madre per sincronizzare illimitati colori ARGB e le funzioni PWM (cavo di segnale incluso)



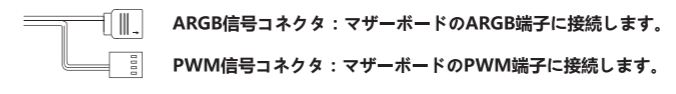
**G** MODE: Personalizza una varietà di modalità della luce LED

## JP

- A** ファン: PWMポート (4ピン)
- B** LED: ARGBポート (3ピン)
- C** DC-IN: ケーブルでSATA電源コネクタに接続します。
- D** LED CTRL: LEDコントローラーポート (ケーブルでシャーシのリセットボタンに接続することで、リセットボタンをLEDコントローラーボタンにすることが可能です。)

**E** LED SPEED: LEDイルミネーション効果のスピードを調整用です。FAST、SLOW、MEDIUMとの3段階変速ができます。

**F** PWM LED: マザーボードに接続してARGBのカラーとPWM機能をシークします (信号ケーブル付属)



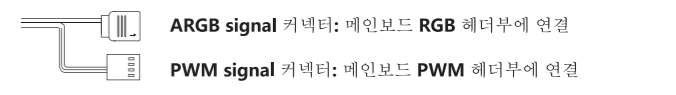
**G** モード: LEDイルミネーションモードの切り替え用

## KR

- A** FAN: PWM 포트 (4PIN)
- B** LED: ARGB 포트 (3PIN)
- C** DC-IN: 전원 케이블을 사타커넥터에 연결해 주세요
- D** LED CTRL: LED CTRL 포트 (리셋 케이블과 연결이 가능하며, LED 컨트롤 버튼을 리셋 버튼으로도 전환 사용이 가능합니다)

**E** LED SPEED: LED 조명 효과의 속도를 조절할 수 있습니다. FAST, SLOW, MEDIUM 3단으로 조절이 가능합니다

**F** PWM LED: 메인보드에 연결하여 ARGB 동기화 및 컬러를 조절할 수 있고 PWM 기능을 지원합니다. (signal 케이블 포함)



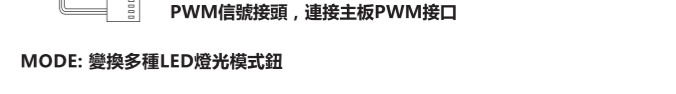
**G** 다양한 LED 불빛 모드 버튼으로 조정하실 수 있습니다

## TCN

- A** FAN: PWM風扇接口
- B** LED: ARGB風扇接口
- C** DC-IN: SATA供電接口
- D** LED CTRL: 外接式LED接口(或連接Reset接線, 將機殼的Reset鍵變為LED控制鍵)

**E** LED SPEED: 調整燈光模式之速度, 有快、慢和均速三段選擇

**F** PWM LED: 外接式信號接口, 可連接主板同步無限ARGB色彩與PWM功能(標配信號連接線)



**G** MODE: 變換多種LED燈光模式鈕