


# Installation Guide

PoE+ Extender

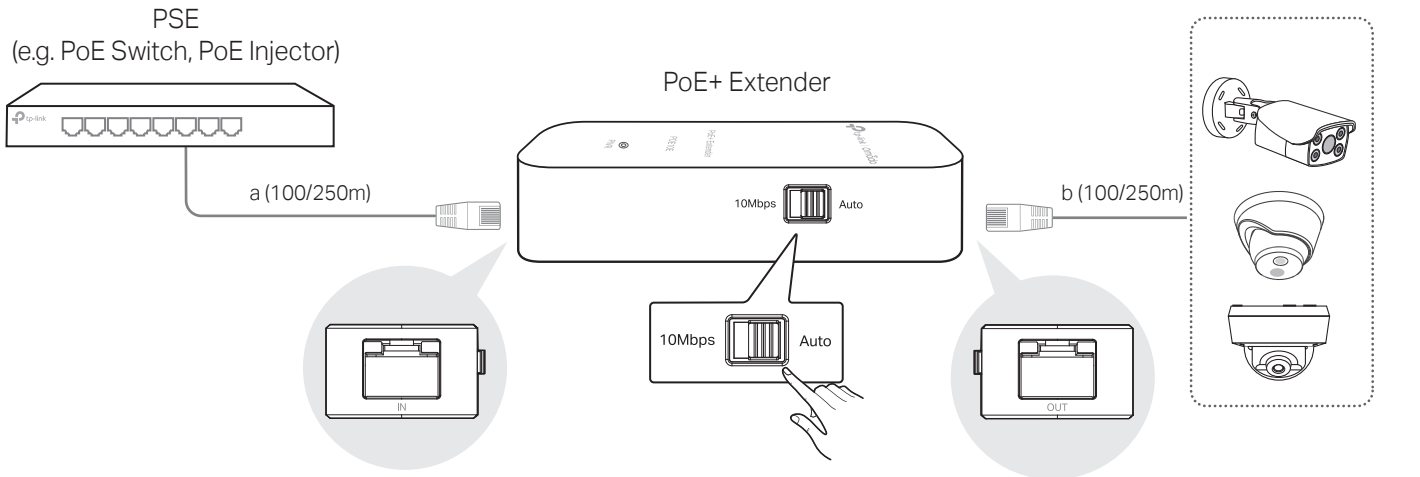
 To ask questions, find answers, and communicate with TP-Link users or engineers, please visit <https://community.tp-link.com> to join TP-Link Community.

 For technical support and other information, please visit <https://www.tp-link.com/support>, or simply scan the QR code.



© 2023 TP-Link 7106510753 REV1.20.1

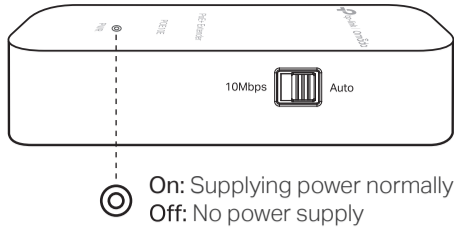
## Connection



Note:

1. Make sure the Power Sourcing Equipment (PSE) and PD devices are connected to the corresponding ports properly.
2. The extender supports both Auto-Negotiation mode and 10Mbps mode. In 10Mbps mode, the maximum speed will downgrade to 10 Mbps.
3. The total cable length (a+b) is not recommended to exceed 350m, and the actual transmission distance may vary due to the type and quality of cables, power consumption of PD devices, voltage at PSE, etc. If a or b > 100m, enable 10Mbps mode first.
4. If  $100\text{m} < a \leq 250\text{m}$ , make sure the PSE supports extend mode.

# Power LED Explanation



## Specifications

### General Specifications

Standards	IEEE 802.3i, IEEE802.3u
LED	PWR
Cable Type	UTP/STP of Cat. 5E or above (based on the standards that the connected devices comply with)
Ports	1*10/100 Mbps Auto-Negotiation RJ45 PoE IN Port 1*10/100 Mbps Auto-Negotiation RJ45 PoE OUT Port
PoE Input	Compliance with 802.3af/at devices
Maximum PoE Output	20W

### Safety Information

- Keep the device away from water, fire, humidity or hot environments.
- Do not attempt to disassemble, repair, or modify the device. If you need service, please contact us.
- This product can be powered only by power supplies that comply with Power Source Class 2 (PS2) or Limited Power Source(LPS).

Please read and follow the above safety information when operating the device. We cannot guarantee that no accidents or damage will occur due to improper use of the device. Please use this product with care and operate at your own risk.

## FCC compliance information statement

Product Name: Fast Ethernet PoE+ Extender  
Model Number: POE10E  
Responsible party:  
TP-Link USA Corporation  
Address: 10 Mauchly, Irvine, CA 92618  
Website: <https://www.tp-link.com/us/>  
Tel: +1 626 333 0234  
Fax: +1 909 527 6804  
E-mail: [sales.usa@tp-link.com](mailto:sales.usa@tp-link.com)

This equipment has been tested and found to comply with the limits for a Class B digital device, pursuant to part 15 of the FCC Rules. These limits are designed to provide reasonable protection against harmful interference in a residential installation. This equipment generates, uses and can radiate radio frequency energy and, if not installed and used in accordance with the instructions, may cause harmful interference to radio communications. However, there is no guarantee that interference will not occur in a particular installation. If this equipment does cause harmful interference to radio or television reception, which can be determined by turning the equipment off and on, the user is encouraged to try to correct the interference by one or more of the following measures:

- Reorient or relocate the receiving antenna.
- Increase the separation between the equipment and receiver.
- Connect the equipment into an outlet on a circuit different from that to which the receiver is connected.
- Consult the dealer or an experienced radio/ TV technician for help.

This device complies with part 15 of the FCC Rules. Operation is subject to the following two conditions:

- 1) This device may not cause harmful interference.
- 2) This device must accept any interference received, including interference that may cause undesired operation.

Any changes or modifications not expressly approved by the party responsible for compliance could void the user's authority to operate the equipment.

We, TP-Link USA Corporation, has determined that the equipment shown as above has been shown to comply with the applicable technical standards, FCC part 15. There is no unauthorized change is made in the equipment and the equipment is properly maintained and operated.

Issue Date: 2024/01/24

### Industry Canada Statement

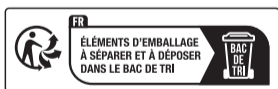
CAN ICES-3 (B)/NMB-3(B)

## CE Mark Warning

This is a class B product. In a domestic environment, this product may cause radio interference, in which case the user may be required to take adequate measures.



Продукт сертифіковано згідно з правилами системи УкрСЕПРО на відповідність вимогам нормативних документів та вимогам, що передбачені чинними законодавчими актами України.



# FAQ

## Q1. Which devices can work normally with the extender?

A: Only PSE and PD devices compliant with IEEE 802.3 af/at can function well with the extender. Do not use the extender with other devices to extend the data transmission distance only.

## Q2. Why is the Power LED not lit?

A1: Ensure your network cable is in good condition.

A2: Ensure both PSE and PD devices are connected to the correct ports.

## Q3. When should I enable the 10Mbps mode?

A: If you want to extend the transmission distance between the extender and the PD device to more than 100m, enable the 10Mbps mode first.

## Environmental and Physical Specifications

Operating Temperature	0 °C to 45 °C (32 °F to 113 °F)
Storage Temperature	-40 °C to 70 °C (-40 °F to 158 °F)
Operating Humidity	10% to 90%RH non-condensing
Storage Humidity	5% to 90%RH non-condensing

## EU Declaration of Conformity

TP-Link hereby declares that the device is in compliance with the essential requirements and other relevant provisions of directives 2014/30/EU, 2014/35/EU, 2009/125/EC, 2011/65/EU and (EU)2015/863. The original EU declaration of conformity may be found at <https://www.tp-link.com/en/ce>.

## UK Declaration of Conformity

TP-Link hereby declares that the device is in compliance with the essential requirements and other relevant provisions of the Electromagnetic Compatibility Regulations 2016 and Electrical Equipment (Safety) Regulations 2016. The original UK Declaration of Conformity may be found at <https://www.tp-link.com/support/ukca>

## Explanation of the symbols on the product label

Symbols may vary from products. The label is at the bottom of the product.

Symbol	Explanation
	Class II equipment
	Class II equipment with functional earthing
	Alternating current
	Direct current
	Polarity of d.c. power connector
	For indoor use only
	Dangerous voltage
	Caution, risk of electric shock
	Energy efficiency Marking
	Protective earth
	Earth
	Frame or chassis
	Functional earthing
	Caution, hot surface
	Caution
	Operator's manual
	Stand-by
	"ON"/"OFF" (push-push)
	Fuse
	Fuse is used in neutral N
	<p>RECYCLING</p> <p>This product bears the selective sorting symbol for Waste electrical and electronic equipment (WEEE). This means that this product must be handled pursuant to European directive 2012/19/EU in order to be recycled or dismantled to minimize its impact on the environment.</p> <p>User has the choice to give his product to a competent recycling organization or to the retailer when he buys a new electrical or electronic equipment.</p>
	Caution, avoid listening at high volume levels for long periods
	Disconnection, all power plugs
m	Switch of mini-gap construction
	Switch of micro-gap construction (for US version)
μ	Switch of micro-gap /micro-disconnection construction (for other versions except US)
ε	Switch without contact gap (Semiconductor switching device)