



Installation Guide

PoE+ Extender

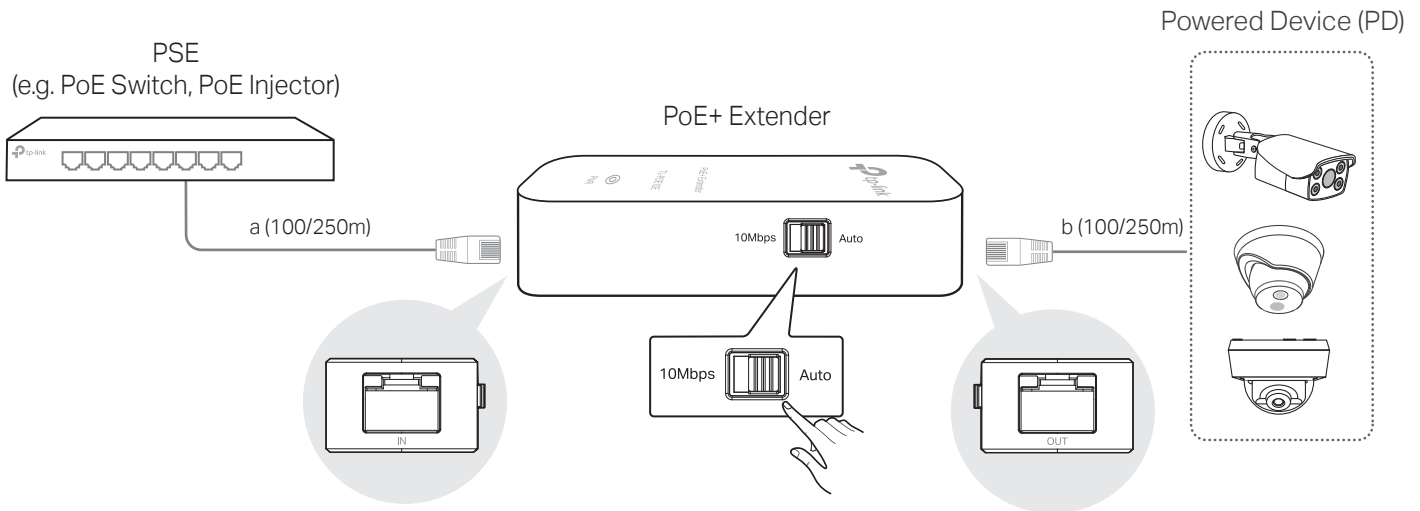
 To ask questions, find answers, and communicate with TP-Link users or engineers, please visit <https://community.tp-link.com> to join TP-Link Community.

 For technical support and other information, please visit <https://www.tp-link.com/support>, or simply scan the QR code.



© 2023 TP-Link 7106510213 REV1.0.0

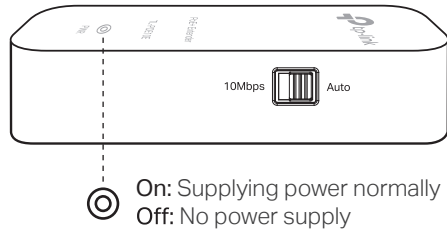
Connection



Note:

1. Make sure the Power Sourcing Equipment (PSE) and PD devices are connected to the corresponding ports properly.
2. The extender supports both Auto-Negotiation mode and 10Mbps mode. In 10Mbps mode, the maximum speed will downgrade to 10 Mbps.
3. The total cable length (a+b) is not recommended to exceed 350m, and the actual transmission distance may vary due to the type and quality of cables, power consumption of PD devices, voltage at PSE, etc. If a or b > 100m, enable 10Mbps mode first.
4. If $100\text{m} < a \leq 250\text{m}$, make sure the PSE supports extend mode.

Power LED Explanation



Specifications

General Specifications

Standards	IEEE 802.3i, IEEE802.3u
LED	PWR
Cable Type	UTP/STP of Cat. 5E or above (based on the standards that the connected devices comply with)
Ports	1*10/100 Mbps Auto-Negotiation RJ45 PoE IN Port 1*10/100 Mbps Auto-Negotiation RJ45 PoE OUT Port
PoE Input	Compliance with 802.3af/at devices
Maximum PoE Output	20W

Environmental and Physical Specifications

Operating Temperature	0 °C to 45 °C (32 °F to 113 °F)
Storage Temperature	-40 °C to 70 °C (-40 °F to 158 °F)
Operating Humidity	10% to 90%RH non-condensing
Storage Humidity	5% to 90%RH non-condensing

Safety Information

- Keep the device away from water, fire, humidity or hot environments.
- Do not attempt to disassemble, repair, or modify the device. If you need service, please contact us.
- This product can be powered only by power supplies that comply with Power Source Class 2 (PS2) or Limited Power Source(LPS).

Please read and follow the above safety information when operating the device. We cannot guarantee that no accidents or damage will occur due to improper use of the device. Please use this product with care and operate at your own risk.



FAQ

Q1. Which devices can work normally with the extender?

A: Only PSE and PD devices compliant with IEEE 802.3 af/at can function well with the extender. Do not use the extender with other devices to extend the data transmission distance only.

Q2. Why is the Power LED not lit?

A1: Ensure your network cable is in good condition.

A2: Ensure both PSE and PD devices are connected to the correct ports.

Q3. When should I enable the 10Mbps mode?

A: If you want to extend the transmission distance between the extender and the PD device to more than 100m, enable the 10Mbps mode first.

Explanation of the Symbols on the Product Label

The product label is at the bottom of the product

 For indoor use only

 Caution

 Operator's manual

RECYCLING

This product bears the selective sorting symbol for Waste electrical and electronic equipment (WEEE). This means that this product must be handled pursuant to European directive 2012/19/EU in order to be recycled or dismantled to minimize its impact on the environment.

User has the choice to give his product to a competent recycling organization or to the retailer when he buys a new electrical or electronic equipment.

EU Declaration of Conformity

TP-Link hereby declares that the device is in compliance with the essential requirements and other relevant provisions of directives 2014/30/EU, 2014/35/EU, 2009/125/EC, 2011/65/EU and (EU)2015/863.

The original EU declaration of conformity may be found at <https://www.tp-link.com/en/ce>.

UK Declaration of Conformity

TP-Link hereby declares that the device is in compliance with the essential requirements and other relevant provisions of the Electromagnetic Compatibility Regulations 2016 and Electrical Equipment (Safety) Regulations 2016.

The original UK Declaration of Conformity may be found at <https://www.tp-link.com/support/ukca>